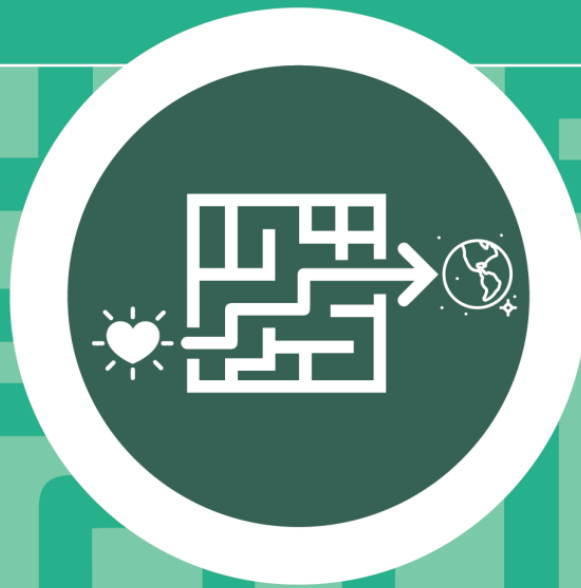




INNER *Freedom*

Playbook for Players

*From ~~conquer~~ fear
To EXPLORE fears... and BELIEFS
like a treasure map to **Super YOU!***



CoachVille Center for Coaching Mastery
We are the champions of dreams!

Welcome!

Hello there! Coach Dave here with you.

I am the co-creator – with my amazing team of coaches at CoachVille – of the Inner Freedom Method that your coach will use to guide you in pursuit of your BIG dream.

While your coach is your Guide on the adventure, I will be your “**Bonus Companion**” with this playbook and a series of audio that I recorded to help you make the most of every session with your coach. Time is precious!

Our vision at CoachVille...

Everyone, everywhere with the courage to play BIG for their dreams, has a GREAT Coach!

Your coach is...

The champion of your dreams

The promoter of your playfulness

The unleasher of your superpowers

The true heart of coaching is playing together to play better. Just as a basketball coach helps you play basketball better or a violin coach helps you play violin better, a Life Coach will help you play life better.

The Inner Freedom Method is a unique and powerful method of Life Coaching. You probably recognize the experience when you really want to do something but it feels like there is something within you holding you back. This is a very common experience.

While many personal growth programs talk about conquering fear we are going to do something VERY different! We are going to explore your fears – along with doubts, resistance and beliefs – like a treasure map to your Superpowers. It is going to be an awesome adventure!

When you have your superpowers and the inner freedom to use them, activities that used to seem hard, or even impossible, suddenly feel easy and in the flow of life! YES!!

To explain this little book using a metaphor:


The Introduction is like a travel brochure for an adventure to climb Mt. Kilimanjaro; hopefully it gets you energized to go!

Then each chapter is like a chapter from a Lonely Planet Guide to the territory so that you can really make the most of your experience.

I know I LOVED my Lonely Planet Guide during my month in Bolivia!

Our motto:

The world is a playground... so we are GOING OUT TO PLAY... Together.



Coach Dave Buck and the CoachVille Team!



Table of Contents

WELCOME!	2
TABLE OF CONTENTS	3
AN INTRODUCTION TO PLAYING LIFE WITH AN INNER FREEDOM COACH	5
Possibilities for your BIG Dream	9
The 4 ways to Play Life. The 4 things we desire!	11
The Social FEAR of Social Play	13
We were born to play but then we were trained to work.	15
Get Your Human Nature Back!	19
Your Fears Are a Treasure Map to Your Superpowers	22
Introduction to the Inner Freedom Method	27
How to use the playbook, weekly audio & playsheets	31
SESSION #01) PLAY WITH SOCIAL FEAR	33
SESSION #02) PIVOTAL MOMENTS AND JUDGMENT-FREE AWARENESS	45
SESSION #03) FEEL THE ENERGY AND BODY BELIEFS	57
SESSION #04) MEMORY POPS	62
SESSION #05) EXPLORE THE SUPERPOWER POTENTIAL	69
SESSION #06) FIND THE PERFECTION	79
SESSION #07) FLOW OF GRATITUDE	89
SESSION #08) MAKE THE MIND THE ALLY OF THE DREAM	99
SESSION #09) PREPLAY THE PIVOTAL MOMENT	106
SESSION #10) UPGRADE YOUR PEOPLE ENVIRONMENTS	113

SESSION #11) THE NEW SUPER YOU!121
SESSION #12) CELEBRATION.....129
THANK YOU!133

An introduction to Playing Life with an Inner Freedom Coach

The Practical... The Problems ... The Purposeful

As your bonus companion on your adventure with your Inner Freedom Coach, my role is to prepare you for each leg of the journey so that you can really LOVE it and thrive.

In this introduction I have a few provocative ideas to share with you... that will shift how you see yourself, the world around you and your opportunity to thrive in a joyful way. AWWW Yeah.

So the first thing I want to do is share with you a few of the “real world” benefits of playing with an Inner Freedom Coach in the form of practical benefits, problems solved and bigger purpose and aspirations.

The Practical

- If your dream or purpose feels fuzzy or lost, it will come into focus and gain energy.
- Positive actions that used to seem hard, will start to feel easy.
- Your life will start to feel like a fun, growth-oriented adventure... MOST DAYS
- You will have more fulfilling experiences with people you enjoy; in ALL aspects of your life!
- You will gain awareness of where your doubts and fears are coming from... and you will feel more and more FREE!
- You will greatly expand your “body awareness” and “emotional awareness” which will increase your intuition, inner knowing and self-trust. << ***THIS IS A BIG ONE!***
- You will feel more ALIVE... and feel like your life is more vibrant than it used to be!

The Problems

Coaching is NOT an intervention for problems! It is about playing better for your dream.

However... as you play better with your Inner Freedom coach, many of life’s common problems will lessen or disappear completely.

- You will experience LESS anxiety.
- You will experience LESS self-doubt.
- You will experience LESS procrastination on important actions.
- You will experience LESS negative self-talk;
- You will experience LESS limiting beliefs; and the idea of self-sabotage will disappear.
- You will experience LESS frustration, isolation and overwhelm! (***A LOT LESS***)
- OFTEN... You will experience LESS of unwanted addictions.

You have to admit... this will be awesome!

The Purposeful... and Aspirational

- You will gain influence. You will begin to see yourself as powerful and capable of having a profound positive impact in the lives of others and in the world!

- You will gain creativity. You will gain clarity on the YOUUnique qualities that you have within you that you can use to co-create the results and experiences you desire.
- You will make changes. You will feel more confident in taking risks that can bring about positive rewards for your dream.
- You will gain Visibility. You will feel more courage in being seen and owning your value.
- You will develop the ability to tap into your body wisdom to make bold choices.
- You will develop the ability to tap into the Supermind for needed insights and possibilities... and then ACT on them.
- You will feel like your energy is flowing and aligned with your dream and greater purpose.
- ***Last but not least...*** you will stop the futile exercise of trying to conquer fear and you will learn how to EXPLORE fear – specifically social fear – which will lead to an extraordinary boost in your FREEDOM. INNER FREEDOM!
- As you practice exploring the FEAR you experience in social situations, you will rediscover your lost playfulness and YOUUnique capabilities. AKA Your Superpowers!

AWWWW Yeah!

What coaching is

Before you start your adventure with your Inner Freedom Life Coach, I want to share with you a few thoughts about life coaching because there is a lot of confusion about this.

Here is our definition of coaching:



Coaching Is...

1. A profound personal relationship
2. Wherein the coach guides the player
3. In pursuit of playing better for their **dreams**
4. To Become the next version of themselves
5. Through proactive co-creation
6. And guided practice

Some folks have gotten the idea that coaches talk with you to help you solve your own problems. Others think that coaches tell you what tasks to do and hold you accountable.

Life Coaching is not about problems or tasks because life is not about problems and tasks. Life is for playing for our dreams and Coaching is about playing together to play better; also known as practice.

Let's go a little deeper into each of the elements.

1. A profound personal relationship

Coaching is a personal relationship. Your coach will care about you as a person and you will care about your coach. It is very different than the ideas we got about Industrial Age Professional that was robotic and impersonal.

Coaching is profound because it goes beneath the surface of life's circumstances into feelings, emotions, beliefs, desires, possibilities, fears, visions, ideas... the important stuff.

2. Wherein the coach guides the player

Coaching is NOT hierarchical... which is an important detail we will explore in a moment.

Guiding another person on an adventure is a real artform. It is not the same as directing or controlling; but it is more than a passive companion.

Think about the guide on a hero's journey like Star Wars Obi Wan Kenobi to Luke Skywalker. They are on the adventure together, they are both actively involved. Obi Wan is sharing observations with Luke BUT... Luke makes his own choices about what to do.

Another way to think of this is the Olympic Coach. They are in the Training Center with the athlete every day sharing the dream together. Olympic athletes deeply thank their coach when they win a medal; they could not have done it alone.

3. In pursuit of playing better for their dreams

Playing better is the essence and the purpose of what ALL coaching is about.

Playfulness is an awesome Human Superpower. Helping you restore and maximize your playfulness is a big part of Life Coaching. I will get into that much deeper in a few moments because the idea of play may be scrambling your mind right now.

To ease into the exploration here are a few ideas to help you understand what I mean by PLAY and playfulness:

- Curious and Creative
- Resourceful and Resilient
- Explore and Experiment
- Fun! (usually, but not always)

The 3 Frameworks of Play

There are 3 areas of life where we see play all the time. One way to get into playing for your dream is to identify with one or more of these and re-imagine your dream with this framework.

1) **Performance Art:** You have talents, a “voice” or perspective and something to say or share. You practice A LOT to refine both your skills and your message. You use your talents to co-create experiences with your audience.

2) **Game / Athletics:** The urge to compete drives you to hone your skills to perform at a high level. You enjoy the thrill of victory and embrace the difficulty of defeat. You enjoy the camaraderie of your team mates and the competitors. The definition of compete from the ancient Greek language is actually quite inspiring.

To Compete: to seek the best in oneself in the company of others likewise engaged.

3) **Epic Quest:** You have been “called” to adventure. There is something you **MUST** do even though it means leaving behind the comfort of your well-known surroundings and place in the world. You face great challenges in pursuit of your vision. If you are successful, you reap some great reward which you can bring back to your tribe for all to enjoy.

Your Dreams

This is another topic we will talk about A LOT in this playbook and with your coach. Your Dream is your vision for who you want to become and what you want to experience in the world.

In the next section we will get into the details of The Dream.

4. To Become the next version of themselves

Coaching is always riding on parallel tracks.

One track is focused on the outer experience of what you are co-creating and accomplishing in the world around you.

The other track is focused on your inner experience of growing and becoming; especially becoming the version of YOU who can live the dream you are imagining. Becoming is about feeling more capable, more confident and more free to fully express yourself.

You have Superpowers within you that you are not even aware of right now. Your coach will help you see them and practice using them.

You have Beliefs within you that may or not be aligned with your dream. Your coach will help you reveal them and uplevel them if you want to.

5. Through proactive co-creation

Talking together is a big part of how coaching happens.

A key in Life Coaching and Life Playing is to co-create a safe space for deep and provocative conversations.

This brings me to one of my favorite things to share with new Life Players!

The ancient power of co-creation!

In the ancient Aramaic Language there was a power phrase: **Abera Ca Dabera** – It means: “I create as I speak”. You have probably heard of it being used in the context of a magic trick but it is much more practical than that! When two people are talking together in deep conversation with purpose, permission and presence – as happens in a Life Coaching relationship – it can take on a life all its own. With your words you can speak your dream into existence and create the new version of YOU needed to fulfill your dream. This is the “magic” of co-creating that makes coaching such a powerful force in the world!

You and your coach will co-create many “things” together: ideas, plans, approaches, awareness, insights and more.

With focus and determination you can experience this transformational power with your Inner Freedom Life Coach!

6. and guided practice

If you really want to hone in on the true essence of coaching, guided practice is the **THING**.

A key in Life Coaching and Life Playing is to co-create a safe space for practice.

Practicing together is how we grow both in capability and awareness.

You and your coach will practice together by co-creating situations, conversations, pivotal moments and peak experiences. You will practice skills, using your Superpowers and expressing yourself. Through practice you can experience the new version of you before you bring it out to the world.

A **BIG** part of practicing together is **observation** and the experience of being **SEEN**.

We are **ALL** yearning to be seen by someone who knows what they are looking at!

Your coach is going to observe you as you adventure together and share with you what they see in a judgment-free way!

We all have blind spots in our thoughts and actions because we can't see ourselves very clearly...a trusted outside observer can really accelerate our growth.

At the same time, you will be observing your coach and absorbing their wisdom.

This is the way life is meant to be played; we are meant to co-create life with others; we are meant to be **SEEN** and valued by others.

Possibilities for your BIG Dream

The first thing your coach is going to talk with you about is your Dream; because going for your Dream is what playing life is all about. An important point here is that playing life with a Life Coach is **MUCH** different than going it alone. So I am encouraging you to think bigger than you might normally allow yourself to think.

Why Dream... rather than objectives or goals?



- Your Dream includes your imagination.
- Your Dream includes your vision.
- Your Dream includes your heart's desires.
- Your Dream includes how you want to contribute to life.
- Your Dream includes who you want to become.
- Your Dream includes the experiences you want to co-create.
- Your Dream includes the spirit of play.
- Your Dream includes a sense of wonder and mystery.

Often we don't think too much about our dreams, we just focus on what we can control by ourselves. This is how we were trained to think in the Industrial Culture. (We will get to this in a moment) This approach tends to keep us pretty small; which is OK sometimes. But truly life can be MORE.

You may be very clear on your Dream and already in pursuit. Or you may be a little fuzzy about the details but just know you are ready for more. Wherever you find yourself now is the perfect place to start your adventure. The purpose of this little section is to spark your imagination for what your BIG Dream can be.

Our mantra is: The world is a playground. Let's Play Together.

Here is a "starter" list of the endeavors that people dream of playing better. This will spark your imagination for the many possibilities you have with your Inner Freedom Life Coach!

Aspects of Life you can play better with a Life Coach

- small business ownership,
- career development & transition into something joyful & meaningful
- business growth through team play,
- leading a worthy cause
- growing a vibrant community or tribe
- spiritual quest through community participation,
- financial freedom through value creation,
- corporate management and/or leadership of a great team
- artistic expression and performance
- health and wellness through engagement
- personal growth through self-expression and participation (this includes co-creating relationships and partnerships)

How you will grow as you play for your dreams...

- You will express your superpowers, energy and creativity
- You will enjoy the company of people on your growing Dream Team
- You will grow your skills and capabilities

- You will experience personal transformation; to become, believe and belong
- You will grow in status within a community
- You will change your world or THE world in a positive way

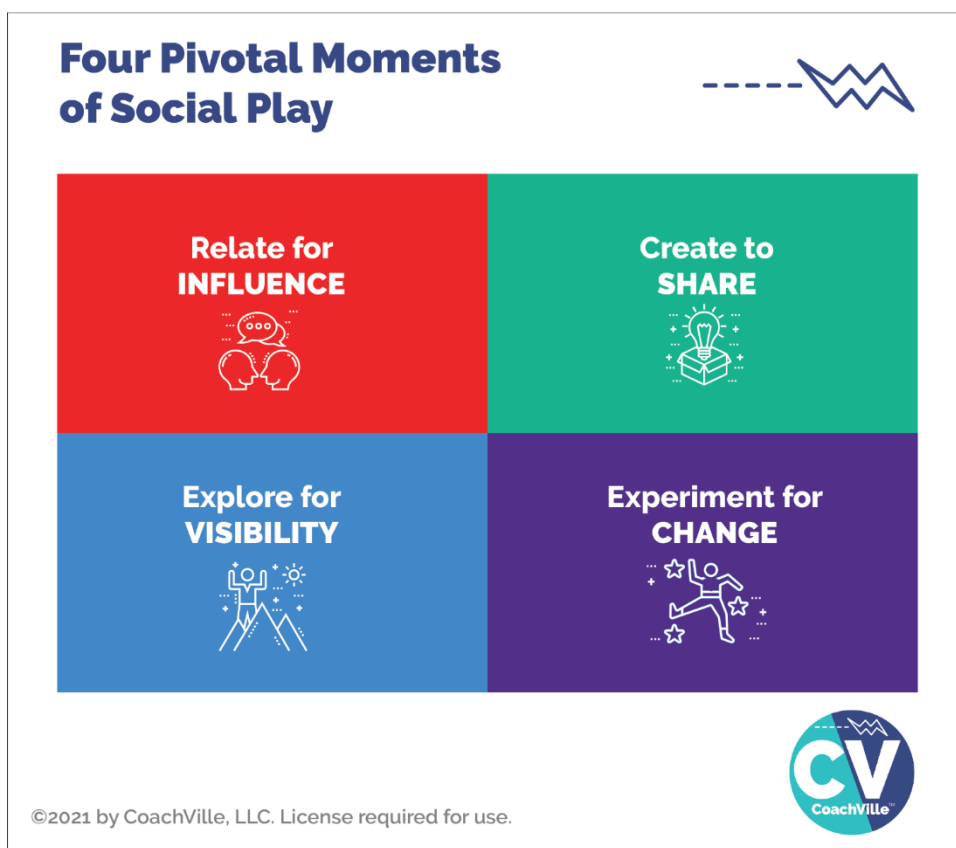
You will LOVE playing for a Dream that is engaging, supportive, challenging, purposeful and fulfilling.

The 4 ways to Play Life. The 4 things we desire!

A BIG difference between playing with a coach and working in isolation is well... a focus on play... specifically Social Play.

These are the four things EVERYONE playing big in the world wants more of; wants to do better or bigger in their own unique way to make a positive impact; to matter.

By adding activities in these four areas into your plan each week, your coach will be able to guide you toward the experiences you desire, the impact you desire and personal transformation AT THE SAME TIME!.



Here is an important insight to consider: **Anything that you cannot control but you can influence is an opportunity to play and play better with a coach!**

So I want you to wonder... to dream... of what you would do if you were able to increase your influence in the world around you.

These are the four essential activities of the Connected Age of Play.

We call them pivotal moments of social play.

- Relate, Create, Explore and Experiment
- A pivotal moment is a coach-able moment that you can improve through practice.
- Social play means that it involves co-creating the experience with one or more other people rather than completing a task in isolation; as was the norm in the Industrial Age of Control.

And here is another BIG point: YOU have unique superpowers within you that your coach will help you unleash to become AWESOME in each of these 4 types of social play.

The Four “Things” people playing life want more of...

Entrepreneurs, leaders of teams and organizations, people with a cause, people with an idea... anyone who aims to move beyond the status quo of life wants these four things:

- Influence
- Visibility
- Sharing
- Change.

That means YOU!

Relate for Influence

Relate means talking to other people! This is pretty much what we do all the time in life. It becomes playful where there is an opportunity for positive influence like when you are asking someone to do something with you and they might say “yes”, but they might say “no”.

Create to Share (AKA self-expression)

Creating is when you make a thing or you design an experience that you aim to share with others; for examples: writing, recording, designing, planning. The sharing part is all about participation and contribution. This is very much in line with the “Life is Performance Art” concept.

Explore for Visibility (AKA to See and Be Seen)

Exploring is when you go into a new territory; you are stepping into the unknown (hopefully with a sense of wonder) It can be a physical place, a social media platform or even a new idea. You explore to see and experience new people and new places; and also to BE SEEN by new people.

Experiment for Change (AKA to Try New Ways)

Experimenting is any time you do something that you have not done before OR you do something that you have done in a new way. Often when we experiment we have an idea or a hope of what will happen but we don’t actually know. A key to success is to start with an intention, be open to new possibilities AND keep track of what happens; and most important is to not look at any outcome as a failure but as learning.

Hopefully you are getting energized about playing for your Dream!

The BIG Picture...

Inner Freedom is a transformational method of Life Coaching where you practice pivotal moments of social play that lead to influence, visibility, expression and change!

You will experience this fully over the next few months and you just might be inspired to take a “coach and play” approach to many of your future pursuits in life!

The Social FEAR of Social Play

Now you might be thinking: “Yes, these social play actions and results are exactly what I want!

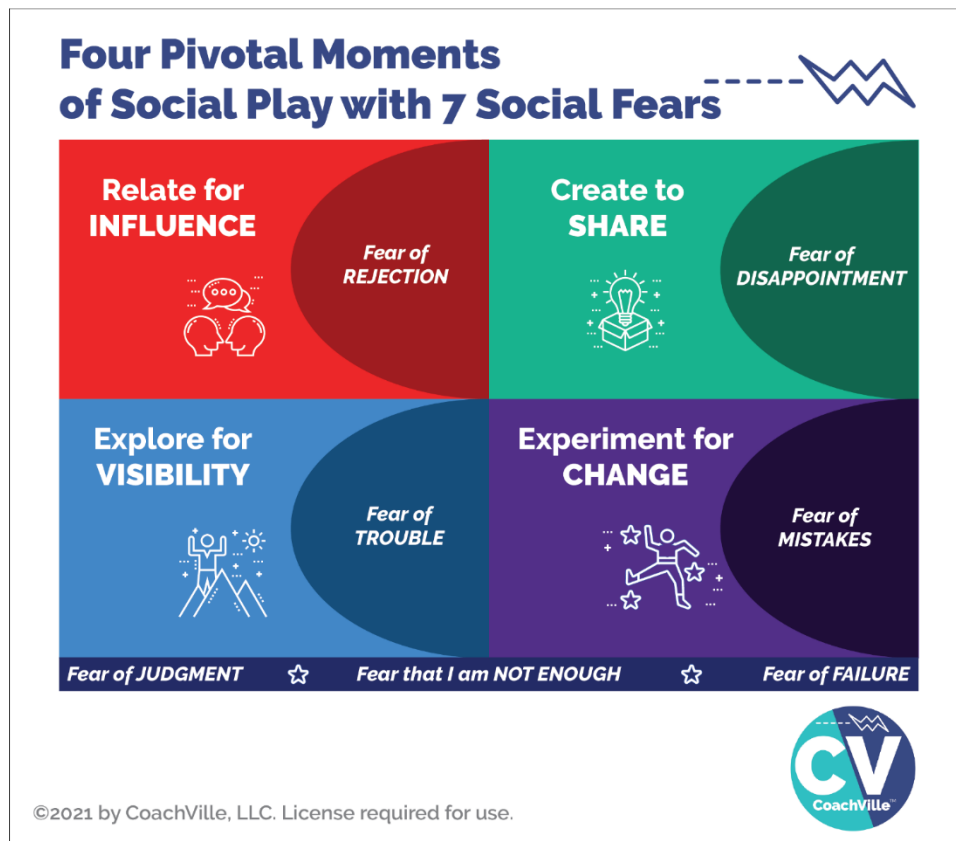
“But when I think about it:

- Asking for what I want or need is pretty hard for me.
- Sharing what I create can be a real struggle.
- I know I need to “get out there” and be more visible, but it’s not easy.
- Trying new things often feels too risky so I stick with what I always do.”

EXACTLY.

These feelings are the opposite of Inner Freedom.

These four social play activities will bring up seven really intense FEARS!



While all of us with a BIG Dream to contribute our unique value and voice to others want these four experiences... we are all also navigating through these seven intense fears; mostly on a non-conscious level and mostly with a variety of not-so-effective methods! (Hah! That is an understatement).

- Fear of Rejection
- Fear of Trouble
- Fear of Disappointment
- Fear of Mistakes
- Fear of Judgment
- Fear of Failure
- Fear that I am NOT ENOUGH (The “BIG Kahuna” Fear)

IMPORTANT POINT!

In Inner Freedom we explore Social Fears like the ones stated above. We do not explore physical fears like fear of heights or fear of spiders. We also do NOT explore the fear of another person physically harming you.

Relate for Influence = Fear of Rejection

To play for impact in the world – even with just a few people - you need to cultivate a high level of ease with approaching people and talking with them. And then you need to invite them to a next step. This is where the fear of rejection comes in. BIG TIME.

Create to Share = Fear of Disappointment

Playing BIG for your dream will include creating and sharing experiences (or content) in a variety of forms. Also every time you have an opportunity to speak in front of people you are creating and sharing an experience. The fear that we might disappoint someone or BE disappointed by someone’s reaction to what we create can be a BIG block to creating and sharing.

Create to share is the essence of the idea that life can be played like performance art!

Explore for Visibility = Fear of Trouble

Exploring for visibility is often described as: “I need to get out there”. And for many people this is a BIG struggle; this is because the Fear of Trouble is VERY REAL.

In order to contribute your gifts to others you need to find people (customers, colleagues or partners) to participate in what you are creating. You need to “get out in the world” either physically or virtually.

The world of people is an amazing but potentially “dangerous” place; at least at an emotional level. The potential for trouble in the unknown is why most people stay where they are and spend their time with the same people. However, it is almost impossible to pursue your dream this way.

Experiment for Change = Fear of Mistakes

As coaches and entrepreneurs we are change-makers! But at the same time we are often crippled by the fear of mistakes.

This is a big remnant of the Industrial Age mindset that everything you need to do: a) there is a right way to do it b) you should be able to do it the right way every time and never make mistakes.

Of course this is nonsense! But the residue of this mindset from school and jobs keeps us locked into a perfection trap. This makes it sooo hard to experiment and find our unique way to do everything our Dream needs us to do.

Fear of Judgment ~ Fear of Failure ~ Fear that I am not enough

These fears are basically accumulations of the four fears of playfulness. They are deep artifacts of the Industrial Age of Control and they impact our thoughts and feelings in a profound way.

Here is a BIG idea: these social FEARS – and the beliefs that form around them - are not inherent to us, we absorb them from the culture through our life experiences.

If you aim to play for your Dream at a high level you need to embrace and explore these fears with profound curiosity. This is what I mean by explore your fears like a treasure map. The treasure is your playfulness and unique superpowers - for Influence, Visibility, Expression and Change - that are deep within you waiting to be activated.

BIG POINT regarding the power of coaching: it is almost impossible to explore social fear by playing alone. But together we can do it!

More about that in a few chapters.

So by playing with your Inner Freedom Life Coach, who is a very capable guide of the Human Journey... out in the social world... through these intense fears... you can become very capable in Pivotal Moments of Social Play in pursuit of your BIG Dreams.

YES!

That's why you are here with us.

The BIG question you might be wondering...

How / where did I get all of these fears?

How did I become so fearful of activities that seem so natural and essential?

This is the question of the century! (quite literally)

Let's talk about how this happened to all of us.

We were born to play but then we were trained to work.

I believe that the idea of playing life is the most natural, effective and joyful way to live. I also believe that the Human Spirit of Play is the most untapped resource in the world today. It has the power to transform lives, relationships, families, communities, businesses and the sustainability of life on the planet. Yeah... it's that BIG.

But all of us were trained in the Industrial Age to look at everything as work; as something that needs to be controlled. School was work, jobs and business are work, and we also work on our relationships and even our golf game! UGH!! In the Industrial Age you were trained to work in isolation rather than play in the world.

The essence of Industrial Age work is control.

The essence of Connected Age play is co-creation.

In his TED Talk Steve Kiel says that: "the opposite of play is not work. The opposite of play is depression". Remember all those problems I mentioned at the beginning? They start

when we stop playing. And we stop playing because we were made to feel shame for being playful at school, often at home and then at work.

What we are talking about here is our approach to life: we can work on it in an attempt to control it or we can play and co-create with it.

Hint: playing is more fun, less stressful and WAY more effective!!

Play is a better way!

The “Industrial Age” – which became mainstream around 1880 – made work the central theme and approach to life for most humans.

Many historians say that the Human focus on work and control began when humans started farming food and domesticating animals. At that point they became tied to the daily grind of working on the same plot of land every day. Whereas our hunter-gatherer ancestors lived every day as a free spirited adventure; albeit with additional risks.

But in 2010 something BIG happened... suddenly almost every human had a super computer in their hands and with it the ability to connect with anyone in the world in an instant. I call this the dawning of the Connected Age.

I believe that as the Connected Age unfolds there is an opportunity for playfulness to become the central theme and approach to life. We can restore the free-spirited playfulness that is our Human Heritage and combine it with the security of well-organized shelter and food production that our ancestors lacked.

WOW! SO GOOD.

I made a little chart to help us go a little deeper and recognize the differences between The Industrial Age of Control and The Connected Age of Play.

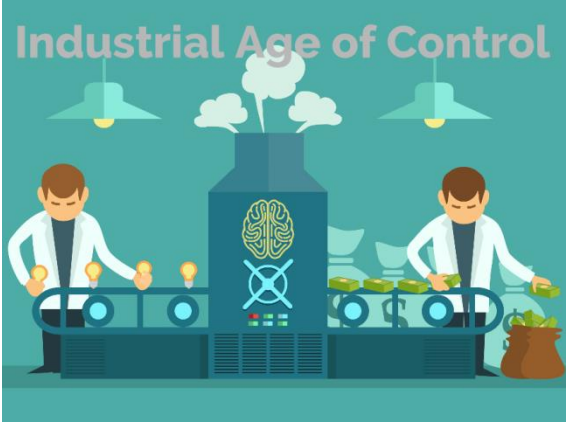

The important thing to notice is how the Industrial Age of Control culture created a HUGE need for Inner Freedom Life Coaching!

Life Coaching subverts hierarchical control because no one is in charge. It is a co-creation by equal partners with different roles.

We Free Each Other!!

{Chart starts on the next page}

The Transformation from worker to player

	 <p>Industrial Age of Control</p> <p>An illustration of a factory setting. Two workers in white lab coats stand on either side of a central control panel. The panel features a brain icon and a dollar sign. A large lightbulb with a dollar sign inside is positioned above the panel. The background is teal with hanging lamps and smoke rising from the factory.</p>	 <p>Connected Age of Play</p> <p>An illustration of a group of diverse people standing together. A large, glowing lightbulb with a dollar sign inside is held up by one of the individuals. The background is blue with a sun and stars.</p>
Time frame	1880 – ~2030	~2010 - ????
The Framework	Everything – schools, businesses, communities - is run by authoritarian control like a military operation.	Most things are run like a talented performance art or athletic team co-creating inspiring experiences.
The Approach	<p>Innocent teachers, managers and business owners become unwitting henchmen for the dehumanizing top-down hierarchy.</p> <p>The 3 C's</p> <p>Command Tell them what to do</p> <p>Control Show them how to do it</p> <p>Compliance Make sure they do it right</p>	<p>Inspired Life Coaches and coach-approach teachers, entrepreneurs and leaders play to unleash the best of Human Nature.</p> <p>The 3 B's</p> <p>Become The urge to Become through play</p> <p>Believe The ability to Believe in a dream</p> <p>Belong The need to Belong with a dream team</p>
The Purpose	<p>Conquer Exert Domination</p> <p>Colonize Extract value and resources to accumulate wealth</p>	<p>Befriend Express and receive love</p> <p>Be Free Empower the drive to be free in every individual</p>
The Power	In the “system”	In the YOUnique Superpowers of Individual Players in an uplifting environment

<i>Where we learn</i>	In School. Sitting silently at a desk memorizing the right answers working alone completing tasks preparing for the test	Life (and Online)... Learning from the world co-creating, sharing, connecting playing games with global friends pursuing the next level
<i>Memes</i>	Sit down, shut Up and do as you are told Do it right the first time or don't do it at all; Do your own work if you help your neighbor you are a cheater	Together we play better After you fail, play again Feedback is the breakfast of champions Get to the next level We free each other
<i>You are a</i>	Worker / servant Consumer	Player Co-Creator / Investor
<i>You have a</i>	Job with a Manager / Boss (enjoyment unlikely)	Dream / Purpose with a Coach (enjoyment assumed)
<i>What you do</i>	Complete tasks Fix problems	Co-Create Results and Experiences Express Superpowers to add value
<i>Why?</i>	To earn a living	To live your dream and GROW
<i>The Feeling?</i>	Suppressed & Traumatized Dreams squashed Playfulness shamed Unique voice and power silenced	Rewarding and challenging experiences and opportunities to contribute make every day a fulfilling adventure
<i>The Path to Success...</i>	Do it right Don't make mistakes Fit in by being like the others Don't try to be special Mind your own business	Play big to make a difference Risk failure, learn fast and grow Find a place / group that embraces ALL of who YOU are Own your value.
<i>You buy...</i>	Things - More is better Things will make you happy (NOT) Entertainment to "get away" from meaningless or repetitive work	Things that inspire you and tools for creation; Experiences that expand your skills and awareness; Coaching to play better and pursue your Dream

<i>You aim to</i>	Save some money for retirement; then you can enjoy life.	Co-Create a freedom-filled lifestyle economic freedom creative freedom emotional freedom spiritual freedom location freedom
-------------------	---	--

I know this chart paints a pretty bleak picture of our current culture in the left column. You may be an optimistic person and think: “it’s not that bad”. I understand. I am an optimistic – make the best of any situation – kind of person myself. However, for most people in the world it IS bad. AND we have normalized it so that we have become numb to it. AND most importantly we have been taught that we are powerless to change it.

I have been a professional Life Coach for over 25 years for over 1,000 amazing individuals. I can tell you: even folks who are optimistic, investing in themselves and aiming big are boxed in by Industrialized social fears. They have no idea what their REAL powers are and their capacity to engage in social play activities is severely stunted.

Meanwhile, the situations we face as a human family demand that we stop “making the best of it” and start reclaiming our Human Superpowers to make change! Especially when we consider that most of the trauma, pain and suffering that is happening... we are doing it to each other without even being aware of it!

Together we can change the experience of life for the better... for everyone.

Get Your Human Nature Back!

There are three Superpowers of Human Nature that you need to unleash in order to play BIG for your Dream: Become – Belong – Believe.

You saw this in the chart about the Connected Age of Play.

1) **The Urge to Become.** All humans have an inner urge to become the next version of themselves; to grow and expand. We become by playing. If we stop playing we stop becoming and stay the way we are.

2) **The Need to Belong.** This is the strongest of all human needs. It operates mostly on a non-conscious level and drives almost everything in the human experience. We Humans always seek belonging and status within the environment we are in.

3) **The Ability to Believe.** Humans are believers. The ability to believe is the catalyst of all human civilization.



All of our beliefs – about how life works, who we are and what is possible for us – come from navigating between our urge to become and our need to belong. In other words, we get our beliefs from our interactions with the world around us.

Some of our beliefs are conscious and we think and talk of them often. Most of our beliefs settle into a non-conscious level within us and have a non-stop profound impact of what we do and don't do on a moment-to-moment basis. A big benefit of having a Life Coach is that by observing you they can bring your non-conscious beliefs into awareness so you can explore them.

To create change we need to unleash all three superpowers!

- We need to PLAY to become the next version of ourselves.
- We need to find or create a new environment of profound belonging where we are supported and challenged to become the next version of ourselves; where we feel safe to be our Superpower selves!
- We need to believe in our own dream. Then we need to explore our beliefs and choose the ones that we need to uplevel in order to live our new dream.
This is the essence of the Inner Freedom Method!

This is where you REALLY need a great Life Coach! We are not meant to unleash our Human Nature Superpowers alone.

Life Coaching Starts Here

When you think of signing on with a Life Coach there is a purpose behind it.

You want to:

- Accomplish something
- Experience something
- Get better at something
- Change something

You probably don't think: "Oh, I need help unleashing my Human Superpowers!"

LOL

True. However, to get that "something" you want, that is exactly what we need to do.

And not only will it energize the path to the "something", it will also open doors to amazing new possibilities!

In this little diagram called: "Life Coaching Starts Here" you will recognize the structure but the words have changed.

Promote Playfulness

The Urge to Become... Promote Playfulness

This is essential because coaching and playing go hand in glove since the purpose of coaching is



playing better. So you and your coach will co-create ways for you to PLAY life in pursuit of your dream.

A Dream to Believe In

The Ability to Believe... Believe in your Dream

Life coaching is about living our dreams! So your coach will want to focus in on what your dream is. Don't worry if it is not clear. You can start with even the smallest inkling and grow it into a BIG Dream.

Profound Belonging for Superpowers

The Need to Belong... co-create a place of profound belonging for YOU and your Superpowers.

Your coach will start be creating a “safe space” – a judgment free space – for you to express your dreams and practice being Super YOU!

As your confidence grows from your time with your coach you will begin to bring Super YOU and your Dreams out into the world so they can find where they BELONG!

We Free Each Other... The Global Life Coaching Movement

By signing on with an Inner Freedom Life Coach you are participating in one of the most important movements happening in the world today!

Our shared dream is to uplift the human family one person at a time:

Out of: Dehumanizing Authoritarian Hierarchical Control

Into RE-Humanizing Egalitarian Co-creative Freedom

Out of: Command - Control – Compliance => Conquer & Colonize

Into: Become – Believe – Belong => Be Free & Befriend

Out of: the Industrial Age of Working in Isolation

Into: the Connected Age of Playing Together

All around the world Professional Life Coaches as well as Coach-Approach leaders, managers and entrepreneurs are uplifting the Human Family – one person at a time - out of the dehumanizing Industrial Age of Control and into the Connected Age of Play by unleashing the Superpowers of Human Nature. (whew... that is a doozy of a sentence!)

Why do I say that the Industrial Age of Control is dehumanizing?

Because we Humans HATE being controlled!

We hate it. It is completely unnatural to our human nature to be controlled. Humans are born to be free!

At the same time, we are also born to be connected. We naturally care for each other and for the collective.

TRUE freedom is the awareness and ability to be fully oneself AND care for the collective at the same time.

Essentially, Life Coaching this is about TRUE freedom!

- Freedom to be your playful self and continue to grow and become a new version of you easily and naturally.
- Freedom to express ALL of who you are and contribute your value to others and enjoy the rewards.
- Freedom to pursue your own dream with a team of people who share your dream.
- Freedom to co-create belonging with people who enjoy ALL of YOU and who you are becoming and what you are contributing.

Every person who “gets free” in this way then passes TRUE freedom on to everyone around them; co-creating a ripple effect of good.

A key point here is that we don't get free by struggling alone! TRUE Freedom is social. We only get free together... we must free each other by stopping the status quo habits of Industrial Control and sharing the rebellious joy of Connected Play.

I am super excited to have you on our team as an Inner Freedom Player!!!

Free people, free people!

Your Fears Are a Treasure Map to Your Superpowers

This is a major theme of the Inner Freedom coaching program that you saw on the cover page so I just want to illuminate it a little bit here. We will be swimming in it full on once the coaching starts.

Here is the BIG AWARENESS: Growing up in the Industrial Age of Control you absorbed A LOT OF SOCIAL FEAR!!!

And the ways we were taught to “deal with” our fears were misguided.
AKA They don't work at all.

From: *Conquer Fear*; Fear is a weakness that I must squash or overcome.

To: *Explore Fear*; Fear is my friend that is trying to keep me safe.

This is a very different way to look at fear than what you are used to. In the Industrial Age the idea was to make everything a simple task where nothing would ever go wrong and everything was under control. In this life you only experience the fear of shame for doing something wrong; any other fear must be squashed immediately so you can carry on doing your work in isolation.

The thing is, life is not that simple. I refer to this Industrial Mindset as the “Delusion of Control”. When you start playing for your dream out in the world of people, you realize that you can’t control it (or them) and you WILL experience fear... A LOT!

Then in the 80’s and 90’s the “Self-Help” movement really took off and continues today. While there are some good ideas in there, there was a LOT of nonsense about how you need to conquer your fear. And you can do it yourself with a self-help program.

The problem with the self-help movement is that it is based in the Industrial Culture of Isolation and working alone; somehow with the right information you can do everything yourself.

My experience has been that we can’t get free of social fears by working alone... it is impossible. So these programs lead most people to deeper feelings of shame and despair.

Here is the clue: Humans are not meant to do great things alone!!! We are social animals. We are here to co-create life together.

So the key is to change your relationship to fear.

If you attempt to conquer fear, it will defeat your dream.

If you honor and befriend fear, it will guide you to it.

Here is the next BIG idea to consider that will be a recurring theme in the Inner Freedom experience: In the Industrial Culture, the experiences you learned to fear the most were when you expressed your YOUUnique power and playfulness.

What happened to most of us: We got in trouble for being ourselves!

Your fears aim to keep you out of “trouble” so the thing you fear the most is your own power!

These dehumanizing experiences put our power and playfulness into the shadows of our inner being. This is what we refer to as the treasure map.

I know this may sound strange, so I am asking you to trust me on this one and then be curious and open. We will explore this possibility all throughout the program. The good news is that your Inner Freedom Coach knows how to guide you on the treasure hunt!

So when you feel fear, DON’T FREAK OUT, and don’t ignore it! Make a note about the situation and share it with your coach. Then the adventure continues.

The Treasure Map

I call it a treasure map because it is not a like a road map with easy-to-read signs. It is an adventure with lots of challenges and mysterious clues.

TO Your Superpowers

*A Superpower = A unique ability that you can practice
until it is capable of making a BIG IMPACT on people or situations.*

Again, the key is to stay open and curious and your coach will guide you on the Inner Adventure to discover the power that is hiding behind that shadow of fear.

This includes the Human Nature Superpowers we have talked about a few times AND your YOUUnique abilities that have gone missing because of dehumanizing Industrial Age trauma.

There is a lot more to YOU than you are aware of right now.

There is more to life than meets the eye!

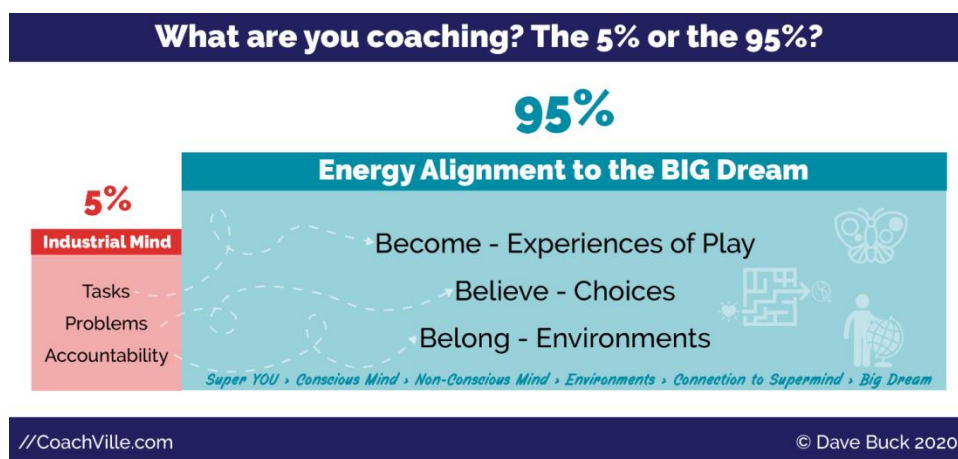
Another way of saying this is: there is more to life than what we can control.

A LOT MORE!

This is a BIG idea that I want to share with you to give you the bigger picture of Life Coaching and playing for your dreams.

We call it “Energy”; or Energy Alignment.

Here is a little diagram to show the elevation of Life Coaching from the Industrial Mindset focus on Control to the Connected Play mindset focus on playing with energy.



Life Coaching has come a LONG way in the past 25 years... and at CoachVille we have been a really big part of that evolution.

In the early days of Life Coaching – in the 1990’s – we were greatly influenced by the culture of the Industrial Age. So as a result Life Coaching got tangled up in concepts like tasks, problems and accountability.

But in the grand scheme of life, completing tasks, fixing problems and holding accountability is only a small fraction of what it takes to live a joyful life of freedom and co-creation!

You may have wondered:

Why is the life I imagine so difficult to realize?

The answer is: The energy is not aligned!

And most Industrial Age “success” training ignores Energy Alignment.

One way of thinking about this is in concepts you already recognize: attitude, intuition, attraction and synchronicity.

Energy Alignment makes these ideas very practical while adding the sense of mystery and wonder.

Your Inner Freedom Coach will be focused on guiding you to your BIG Dream through:

- becoming the next version of you through playful practice and the freedom to BE your powerful self,
- upleveling your non-conscious beliefs and choices and exploring your fears of your own power
- leveraging the need to belong by upgrading your environments to embrace your power.

When you develop in these areas you seem to make the right moves at the right time without a lot of wasted effort. And good things and opportunities just seem to come to you.

Yes, here we see yet another variation on the Become – Believe – Belong theme. It's everywhere because your awesome Human Nature is everywhere!

The idea is to play for your dream and live in the flow of energy RATHER than holding you accountable for an endless list of tasks and problems.

WOOO HOOOOO!

The Energy Alignment Game Overview

Let's explore Energy Alignment a little deeper because it is woven throughout the Inner Freedom Coaching Experience.

I am going to share with you the picture and a brief overview to energize you and spark your curiosity. We will go into each of the elements as we move along on our Inner Freedom adventure together. (Something to look forward to ;-)

You don't need to "worry" about understanding this; it will happen naturally as your coach guides you using the Inner Freedom Method.

The "Game" is to align all aspects of YOU with your BIG Dream to create a state of flow.

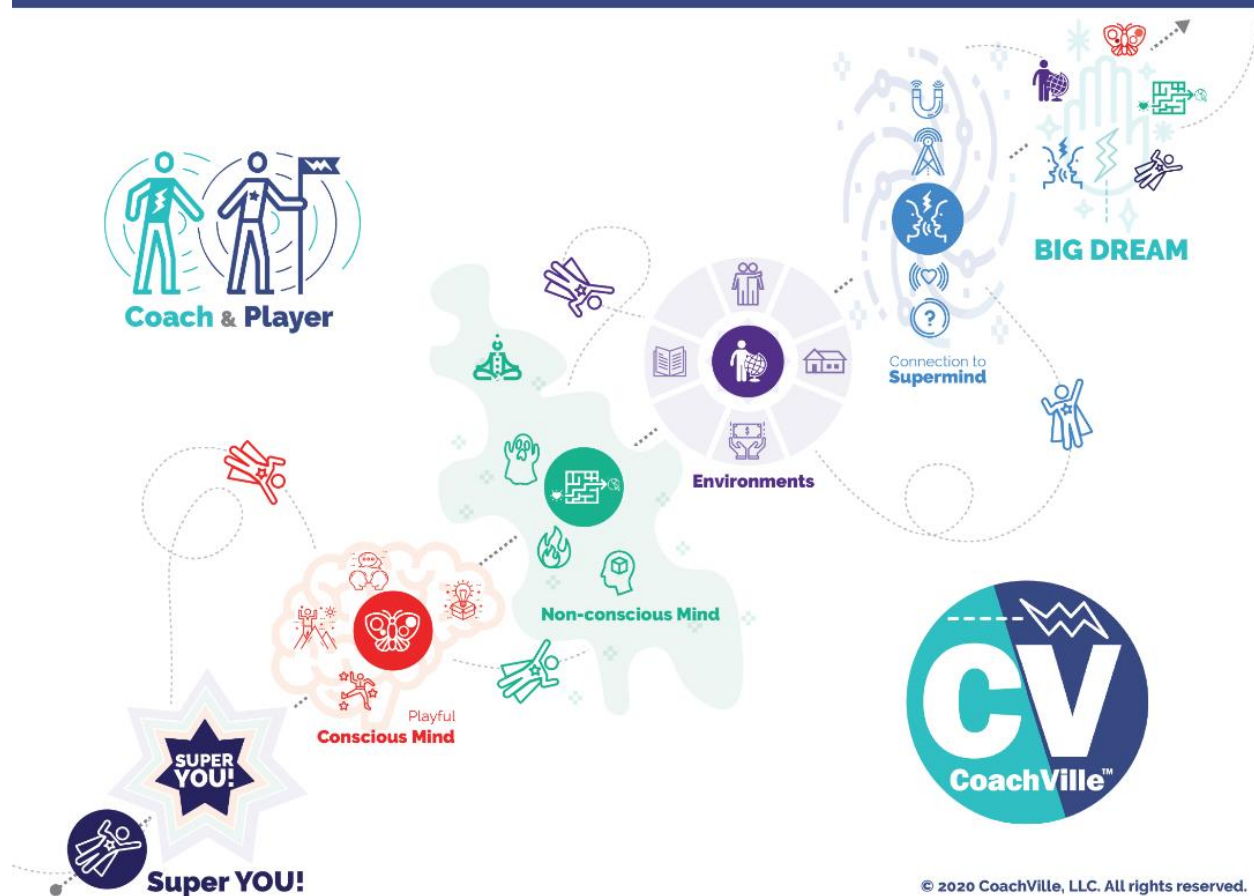
Energy Alignment Game

SO MUCH FUN!! Learning about this concept was one of the big moments of my life.

This definitely goes in the realm of play; as in something that you cannot control but you can influence with skill, strategy, imagination and playful effort.

One little note: There are MANY MANY ways to play with Energy so this is not intended to be a definitive guide.

The Energy Alignment Game



Your BIG Dream

This is your vision of what you aim to accomplish, experience, express or co-create in the world. Your Dream comes from your hearts desires but is often sparked by what you see – or don't see – in the world around you.

Often our hearts dreams are a little mysterious; even to the one who has the dream.

Most BIG Dreams include an essence of contribution.

Next we will go to the lower left to explore all of the energies that we can align with your dream.

Super YOU

There is a next-level version of YOU that you must express fully and become in order to fulfill this big dream.

One of the reasons your Heart has dreams is so that you can discover and express more of your abilities.

Playful Conscious Mind

There is a playful version of your focused thoughts and deliberate actions that you need to use in an intentional way to uplevel your skills to align with the new dream. Your playful conscious mind responds to the urge to become the next version YOU. Play is all about

becoming. In the model hopefully you recognize the 4 symbols for the Pivotal Moments of Social Play that we explored earlier.

Non-Conscious Mind

Whoa, this is a big one. Your non-conscious mind is the power source of belief and desire within you. It is like an energetic bridge between the urge to become in your playful conscious mind and the need to belong in the environment around you. You will need to expand your body awareness; where your intuition and inner knowing live.

You will need to uplevel your relationship with fear from enemy to friend and a treasure map to your Superpowers. Your dream will need you to tap into your hearts desires for focus and fuel. You will need to cultivate belief in a whole new set of possibilities to align with your dream.

The non-conscious Mind is the main focus of the Inner Freedom Method coaching... whew! We need it.

Environment

Your non-conscious mind - which is super focused on belonging - is in constant connection with your environment. You will need to uplevel many aspects of the world around you so that the powers of belonging, believing and becoming align with your dream. And as you unleash your Superpowers, you will need to find or cultivate an environment where it is safe for you to express them. Inner Freedom will give you the courage to make those changes.

Connection to the Super Mind

There is a timeless web of human consciousness that we are all connected to. Through big questions, gratitude and intentional thoughts your dream can become a magnet for the insights, inklings, spontaneous awareness, opportunities and synchronicities that you need to live your dream. But be prepared, the Super Mind plays rough so you need to expect a tumble or two.

The pursuit of Flow

Your dream is calling you out into the world to discover a bigger contribution and more fulfilling joyful life. As you endeavor to align every part of your energy to the BIG Dream, it begins to FEEL – feel is the key word – more natural. This is called getting into the flow. It is not the ultra-safe under control routine. It is engaging, yet safe enough that the potential rewards seem worthy of the potential risks. This is when pursuing your BIG Dream feels less and less stressful and more and more fun!

That is what we are playing for!

Introduction to the Inner Freedom Method

The Inner Freedom Method is a precise sequence of guided exploration conversations, practice experiences, visualizations and body awareness experiences.

You cannot do the Inner Freedom by yourself; it is NOT a self-help method. The Inner Freedom Method is a co-created experience that requires two people. (There is a way to do a modified version in a small group as well)

In Session 1 you and your coach will explore your BIG Dream for its possibilities as well as any “fear adjacent” experiences that you are aware of. From that point forward, each session your coach will guide the exploration of a “pivotal moment” of social play that you want to explore to unleash your power.

I will get into the details of the life-changing concept of a “Pivotal Moment” in Chapter 1 of this playbook and in the audio series. (Something else to look forward to!)

There are 9 Steps in the Inner Freedom Method. You will experience them at different times during your 12 sessions.

Here are the 12 Sessions of the Inner Freedom Method Coaching Adventure:

#1) Play With Fear

#2) Step 1: Pivotal Moments and Step 2: Judgment-Free Awareness

#3) Step 3: Feel the Energy and Step 4: Body Beliefs

#4) Memory Pops

#5) Step 5: Explore the Superpower Potential

#6) Step 6 Find the Perfection

#7) Step 7: Flow of Gratitude

#8) Step 8: Make Your Mind the Ally of Your Dream

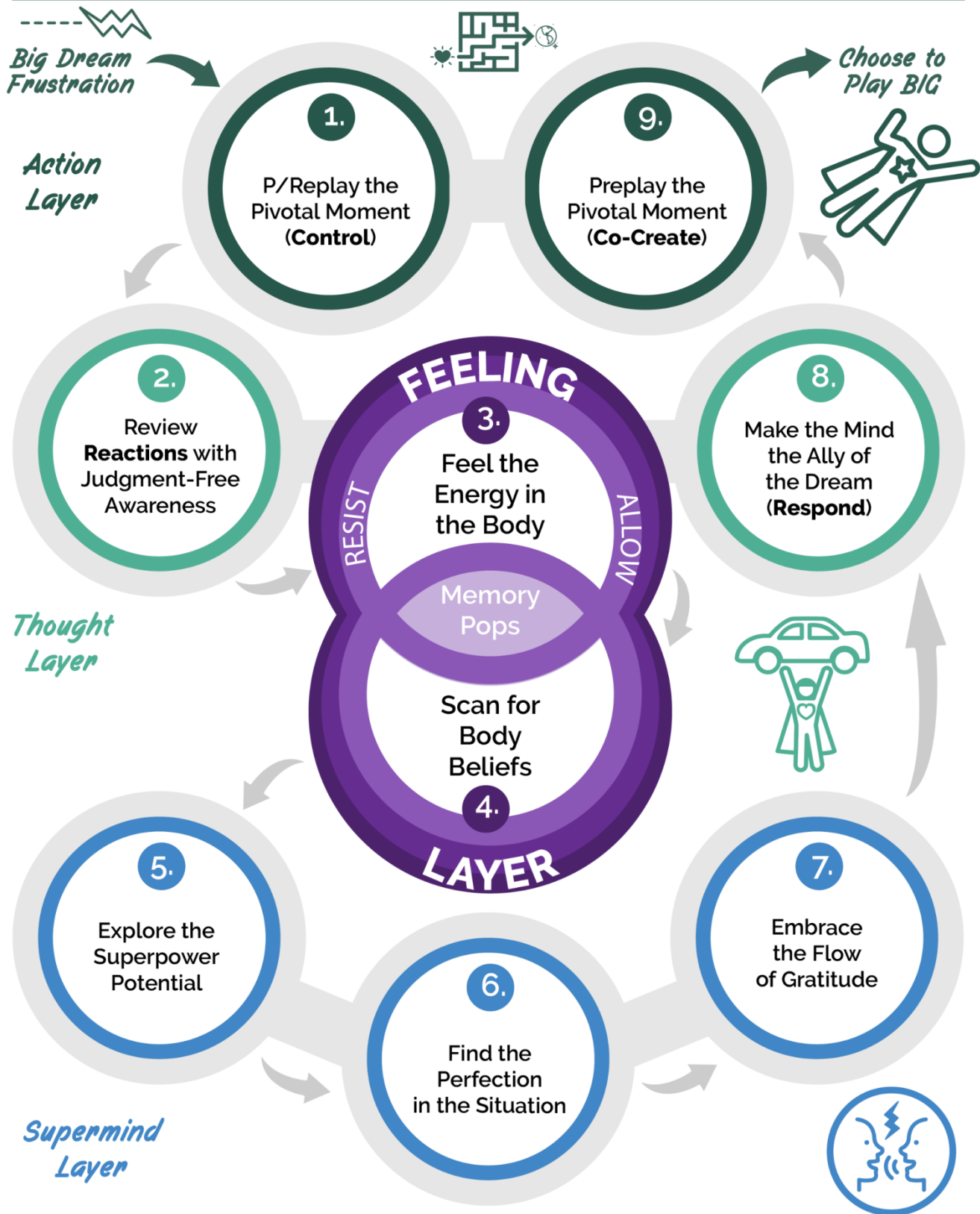
#9) Step 9: PrePlay the Pivotal Moment + Intentional Co-Creation

#10 Upgrade Your Environments

#11 The New Super YOU!

#12 Celebrations

The Inner Freedom Method Model



The Inner Freedom Program Adventure Log

Your BIG Dream 



Play With Fear
Date: / /

1.

Pivotal Moments & JFA
Date: / /

2.

Feel Energy - Body Belief
Date: / /

3.

Memory Pops
Date: / /

4.

Superpower Potential
Date: / /

5.

Find The Perfection
Date: / /

6.

Flow Of Gratitude
Date: / /

7.

Mind-Dream Ally
Date: / /

8.


Intentional Co-Creation
Date: / /

9.

Upgrade Environments
Date: / /


10.

The New Super YOU!
Date: / /



11.

Celebrations
Date: / /



12.

Let's Play!

Whoa! We have come a long way together already and our adventure is just beginning. Look out world... here we come!

If you have already signed on with your Inner Freedom Coach, that is AWESOME

Below are a few quick instructions to help you get fully prepared.

If you haven't signed on yet but now you really want to,

CALL THE COACH WHO SENT YOU THIS!!!

How to use the playbook, weekly audio & playsheets

Your coach and I are co-creating team play for transformation. For YOU and your dream!!

This playbook and the playsheets and the audio are designed to help you get the most out of your coaching experience. Because all of the key ideas are explained here, you and your coach can dive right into co-creating and practicing together; rather than your coach using precious time explaining these concepts.

IMPORTANT: [Here is a separate PDF with just the playsheets that you can use to print.](#)

How to prep for each session

- 1) Read the chapter in this playbook corresponding to the session
- 2) Listen to the Player Prep Audio (there is a link at the top of each chapter)
- 3) Print the Coaching Notes sheet for the session (or print the whole pack now).













Listen to the Player Prep Audio

Listen to the "player prep" audio a time or two prior to your coaching session. This will help to create an "immersion experience" for your dream. We have all had hundreds of thousands of "repetitions" about working on tasks in isolation... so it will take quite a few reps before you can fluidly PLAY Together for your dream. But together... we will do it.

Coaching Session Notes

An example of the Coaching Notes for Session 2 is on the previous page. I am using Session 2 as the example because it is the one that is most similar to the others.

Use these sheets to write a few key word notes during each coaching session. The sheets are set up with words and symbols to follow the flow of the session; like creating a mind map. Writing a few notes will help you remember different parts of the experience and then capture your growth from the session.

Inner Freedom Coaching Session #2 Notes			Date:
The BIG Dream:			
Explore the Fear / Growth Zone for Pivotal Moments			
CELEBRATIONS / RESULTS	ACTIONS NOT HAPPENING	RESULTS NOT HAPPENING	
			
Pivotal Moment	THOUGHTS	BODY SENSATIONS	
			
IT'S NOT SAFE FOR ME TO	HEART'S DESIRE	PRE-PLAY THE MOMENT	
			
			
Growth Zone What did you learn... About playing for your dream?		About yourself and your Superpowers?	
Play Plan: What are the actions / perspectives you will focus on?			

Remember, a coaching session is not school! There won't be a test. You don't need copious notes. Write a few key words for each segment; again, like a mind map.

After Each Session

- 1) Write the date and a few high level key word notes on the Inner Freedom Adventure Log (seen on page 28)
- 2) Print the Play Plan Playsheet to write out your play plan. Keep the sheet in view in between coaching sessions so you remember to play!
- 3) Write a few notes about your experiences of playing the items on your play plan.

The Inner Freedom Adventure Log

After each coaching session write the date in the section you just did and then write a few big picture phrases that capture the essence of the session. Use this one page to create a visual display of your progress through the program.

Play Plan for the week

A mini version of the sheet is on the right.

There is a page to write a few key social actions that you intend to play with during the week. Fill this in shortly after your coaching session. This is not your big task list!!

It is a play plan with a few items of Social Play to focus on; write the action on the left side of the page.

THEN as you play your week (or resist playing), write in a few key words about your experiences and what you are learning on the right side of the page.

This will help you prepare for your next coaching session.

The form is titled "Inner Freedom Play Plan # [] Date: []". It is divided into several sections:

- Your BIG Dream:** Includes an icon of a hand with a lightning bolt.
- Your Focus this week:** Includes an icon of a heart with a lightning bolt.
- Your Superpowers:** Includes an icon of a person with wings.

The main body of the form is divided into two columns:

- PLAY IN THE FEAR / GROWTH ZONE**
 - Relate for INFLUENCE > Risk Rejection:** Includes an icon of two heads with a lightning bolt.
 - Create to SHARE > Risk Disappointment:** Includes an icon of a lightbulb.
 - Explore for VISIBILITY > Risk Trouble:** Includes an icon of a person with a lightning bolt.
 - Experiment for CHANGE > Risk Mistakes:** Includes an icon of a person with a lightning bolt.
- NOTICE & JOURNAL**
 - Results / Resistance / Reaction:** Includes a lightning bolt icon.
 - Notice your thoughts / reactions / beliefs:** Includes a head icon with a lightning bolt.
 - Notice your desires:** Includes a flame icon.

Session #01) Play With Social Fear

[Listen to this audio to prepare for Session 1.](#)

In this first session with your Inner Freedom Coach you are going to explore first your BIG Dream. Then you will get into the details of some of the Actions, Challenges and Results that are part of playing for the dream. Finally you will explore a few experiences that are caused by social fear and doubt. We will get into all of that in a moment.

As a player, develop the ability to:

Talk about dreams, action plans and social fears in a playful way.

Talk about your dreams with playful imagination.

Talk about the actions related to the dream as a play plan with a focus on what you want to co-create in the world; rather than a task list of what you can control by yourself.

Talk about fear, doubt, frustration, isolation and overwhelm in a light-hearted and curious way. Describe being stopped by social fear without feeling shame; or that there is something wrong, or something that needs to be fixed in you.

But first, there are a few ideas that I want to share with you.

Play with Fear has two meanings:

- 1) to approach fear in a playful way.
- 2) to play EVEN THOUGH you are experiencing fear.

To put this notion of fear into perspective, let's explore the Human Journey...

The Human Journey with a Coach

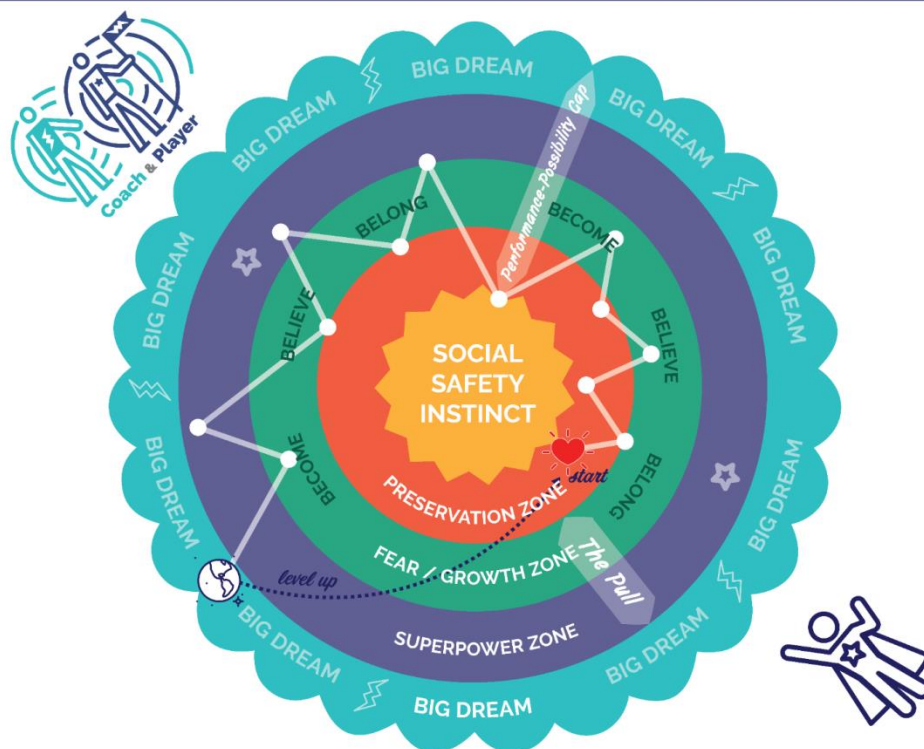
It used to be called the Hero's Journey. We believe that EVERY human can choose to live a hero's life by playing for a BIG Dream to contribute to others by expressing their superpowers! So we call it the Human Journey.

One of the key ideas about Inner Freedom Coaching is called: your social fears are a treasure map to your Superpowers. This diagram shows this idea of travelling with your coach starting in the Preservation Zone, through the Fear / Growth Zone into the Superpower Zone to reach your BIG Dream. Let's walk through it.

{Diagram is on the next page}

The Human Journey with a Coach

The Social Safety Instinct pulls the player in. The BIG DREAM pulls the player out.



The Coach guides the Player on adventure from the Preservation Zone, through the Fear / Growth Zone, and into the Superpower Zone. Notice it is NOT a straight line!

© Dave Buck 2021

//CoachVille.com

There is a “play safe” version of your life that is available to you now in the Preservation Zone. In this life you preserve who you are and where you are. You are strongly influenced by the Social Safety Instinct to maintain the belonging that you have by avoiding any social risks. This is how most people live. But this is NOT how you live when you have an Inner Freedom Life Coach!

The outer ring is your BIG Dream! The adventure is to get your heart’s desire out into the world. It is your heart that is calling you to adventure! This is where the experiences and results that you imagine happen with regularity. You are in the flow of life contributing your unique value to the world in a way that is fulfilling for you. AND after some time you will be in the Preservation Zone at your new level and it will be time to pursue your next BIG Dream!

The Growth/Fear Zone is the unknown. This is where you will face challenges that you cannot overcome as the current version of you. You will need to become the next version of you, uplevel your beliefs and establish a new environment of belonging. This is where you face social risks in pursuit of social rewards. In the Fear/Growth Zone you see the 3 B’s of Human Nature: Become, Believe, Belong that we explored in the Introduction.

The Superpower Zone is where you discover the powers and playfulness within you that have been hidden in the shadows that you will NEED to live your dream. You have Superpowers for influence, expression, visibility and change that you have not yet tapped into. OR you may be using them, but now you are being called to raise your level of mastery.

Your coach will be your guide every step of the way on the adventure.

Notice the “Performance Possibility Gap” (in the upper right). . This is the gap between the sum total of who you are now and what you can do now AND who you must become to fulfill your dream. You have a vision of yourself playing life at a higher level of impact. This is a good thing!

Also notice “The Pull” (in the lower right). . We will speak about this often. This is the natural tug within all of us between the need to preserve “what is” by playing safe and the desire to pursue our heart’s Dream by playing BIG. The experience of “The Pull” will ALWAYS be there!

The Inner Freedom Method is ALL about exploring The Pull!

Your Superpowers

Your coach is on a mission to unleash your Superpowers by exploring your social fears! It helps to know what a Superpower is AND to have some examples of phrases that can be used to describe them. When you are discovering something within yourself that has been hidden in a shadow it can be really difficult to put it into words.



A superpower is a unique ability that you practice and refine through coaching until it is capable of BIG Impact on other people and situations.

We all have the Superpowers of Human Nature:

- Urge to Become
- Ability to Believe
- Need to Belong

In addition, we all have a combination of innate energies and abilities that are unique to us as individuals.

There are so many amazing abilities that only some humans are awesome at! It’s so fun. This is why we are born for Team Play!

Your Inner Freedom Coach is interested in ALL of your abilities – both common and unique – and will guide you toward expressing ALL of “who you are” to live your dream.

There is an aspect of our human abilities that has been mostly overlooked for a long, long time: the abilities to co-create change. This is because the forces of the hierarchical control status quo don’t want us to even know that we have these abilities.

These are the abilities that can be discovered, honed and refined with a Life Coach. These are the Superpowers that you can cultivate to uplift the Human Family into Freedom.

The Superpowers for Play!

We have a list of 64 “Superpowers for Play” to spark your imagination. As you explore the list you may see one that resonates as how you want to relate for influence, explore for visibility or create to express ideas or experiences and experiment for change.

Look it over and go with your gut to choose a few that seem to overlap these two criteria:

- Who is my Dream asking me to become?

- Do I feel this Superpower inside me?

The Super YOU page is something I created that is loosely based on the ancient I-Ching (Book of Changes). I have learned a lot from several rebellious translators of the I-Ching in co-creating this list. It uses language that is “playful” and meant to spark your imagination.

Feel free to change words or combine a few of them to create the “superpower phrases” that really FEEL like YOU!

The more you discover and unleash your superpowers the more alive you will feel. AND it might feel pretty scary sometimes... we will get to that later.

MOST IMPORTANT: Have fun, use your imagination while you look over the list of energies and abilities and imagine yourself possessing them and using them.

For our purposes right now, just select a few and write them in the box. This is just a place to begin.

Reality check

Most people that I have coached had some awareness of a few things that they were good at doing. And some had an idea about their “strengths” or something similar from doing a self-assessment test. These inklings and readouts are valuable. But most had no idea about their Superpowers for Change! As we will explore together in Chapter 4, over the course of our lives often our Superpowers go into the shadows to hide until we are ready to embrace the risks involved with using them. NOW is the time.

What are your Superpowers for Play?



Imagine who your dream needs you to become. Choose one Superpower for each aspect of Play.



Relate for **INFLUENCE**



Create for **EXPRESSION**



Explore for **VISIBILITY**



Experiment for **CHANGE**

- | | | |
|---|--|--|
| 01 Creative Self-Expression
◆ Aligning with universal expansion | 23 Express Complex Ideas Simply
■ Find what is essential | 44 Build Teams and See Patterns
▶ Alert to instinctive clues |
| 02 Receive Higher Guidance
◆ And all support | 24 Inventive Thinking
▼ Review and rationalize | 45 Tribal Leader
■ Provide wellbeing for your people |
| 03 Implement the New
■ Using principles of organizing | 25 Innocent Trust
◆ Accept universal love | 46 Love of Your Body
◆ Delight and determination |
| 04 Pursue Answers
▼ That create understanding | 26 Accumulate Material Rewards
▶ Artfully balance needs | 47 Figure Out How
▼ Transcend through transmuting fear |
| 05 Trust Inner Timing
■ Attuned to the natural world | 27 Nourish Well-Being
■ In many forms | 48 Depth of Natural Ability
▶ Keeping fresh becomes wisdom |
| 06 Maintain Emotional Balance
◀ In intimacy and conflict | 28 Play with Tenacity
▶ Meet life's challenges | 49 Wise Rebel for New Principles
◀ Timing waves of change |
| 07 Support Shared Interests
◆ The guide at their side | 29 Commit then Persevere
■ Never give up | 50 Elevate Tribal Values
▶ Traditional or novel with merit |
| 08 Trusted Agent for Creatives
■ Impresario of style | 30 Intense Desire
◀ With total engagement | 51 Act with Shocking Initiative
▶ Arousing alternative possibilities |
| 09 Attentive Focus
■ Fascinated by features | 31 Natural Influence
■ Provide guidance and instruction | 52 Gain Perspectives through Stillness
▶ Show restraint |
| 10 Empowered Self Love
◆ And appreciation of life | 32 Endure by Adapting
▶ Balance continuity and change | 53 Initiate Experience
▶ Pressure and desire to expand |
| 11 Espouse Ideas
▼ That promote harmony | 33 Mindful Narrator
■ After retreat and recharge | 54 Ambition to Advance
▶ Independent when subordinate |
| 12 Romantic Perception
■ For a better future | 34 Great Power
■ Fueled by inner balance | 55 Access to Spirit
◀ Emotional waves trigger creativity |
| 13 Listen with Acceptance
◆ Appreciate uniqueness | 35 Seek Experiences
■ Learn from everything | 56 Tell Meaningful Stories
■ Travel to find stimulation |
| 14 Excellence with Prosperity
■ Commitment to becoming skillful | 36 Resolve Crisis
◀ Ride the emotions | 57 Gentle Intuitive Clarity
▶ Vibrational sensitivity to truth |
| 15 Adaptable Magnetism
◆ Friends at all levels | 37 Develop Harmonic Friendships
◀ Community foundation | 58 Joyous Vitality
▶ The spark to engage with life |
| 16 Choose then Enthuse
■ Develop versatile skills | 38 Inspired Fighter
▶ For freedom and underdogs | 59 Penetrate Barriers to Intimacy
■ Establish union |
| 17 Debate Opinions
▼ For future well-being | 39 Dynamic Activist
▶ Embrace the world mirror | 60 Resourceful Facing Limitations
▶ Practical magic |
| 18 Improve Integrity
▶ Review everything for flaws | 40 Accomplish Great Feats
▶ With unshakable resolve | 61 Inspired by Wonder
▶ Search for a bigger "why" |
| 19 Approach with Sensitivity
▶ Inner drive to connect | 41 Imagine Fulfilling Experiences
▶ Emptiness leads to fantasies | 62 Logically Organize Details
■ Precision planning |
| 20 Assured Presence
■ Anticipate the right moment to act | 42 Respond and Complete Things
■ Enjoy growth as a benefit | 63 Inspired by Doubt
▶ Critical perception and inquiry |
| 21 Take Charge Naturally
▶ Authority for common good | 43 Breakthrough Perceptions
▼ Assimilate new concepts | 64 Inspired by Possibilities
▶ Seeking a perfect answer |
| 22 Gracious with Emotions
◀ With beauty and affection | | |

These 64 Superpowers are loosely based on the I Ching (Book of Changes).



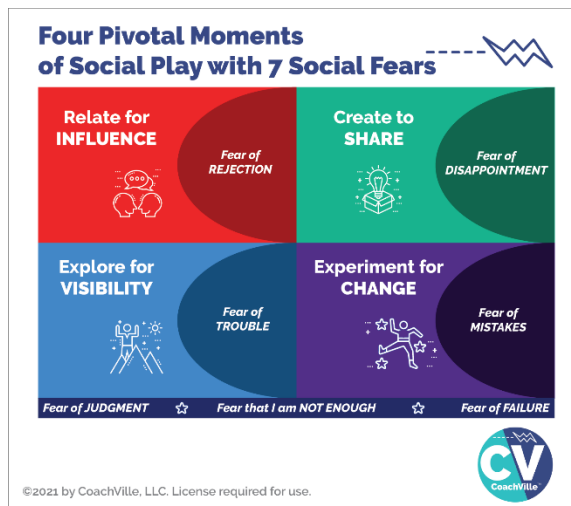
4 Pivotal Moments of Social Play and Social Fear

I want to quickly call back something we covered in the Introduction: the 4 Pivotal Moments of Social Play AND 7 Social Fears.

In this session, your coach is going to explore with you your BIG Dream and some of the actions you are taking or want to take. Consider actions where you can expand your influence or visibility. Consider ideas and experiences that you would love to create and share with others. What would you LOVE to change in your world or THE world?

Allow yourself to dream of being an influential person in your world.

And when your coach asks you about what you are avoiding or resisting... allow yourself to acknowledge activities that you currently wouldn't even try because you have some of the social fears described on this diagram.



Prepare for Session 01 - Play With Fear

The purpose of this first session with your coach is to sketch out the starting point for your adventure together. As you saw in the Human Journey Diagram there is a Performance Possibility Gap that you desire to cross.

Here is a big point: in the Industrial Age the goal was to be a perfect task completion machine; you were never supposed to have a Gap or at least never admit it.

This is different! Here, the Gap is the start of the fun. Make it big and energizing and remember that you won't be going alone.

Your BIG Dream

All coaching begins when you have a BIG dream and choose a coach to guide you on the adventure. As the "player" you must have a vision of experiencing something beyond what you are doing today; you must have a desire to become the next version of YOU!

We use the word Dream rather than objective or goal for a few reasons. First these are Industrial Words. Second we want you to tap into your imagination, your heart, your playfulness and your desire; among other things.

You may be very clear about your BIG Dream. However, if you are like most people, your dream starts out a bit "fuzzy". If that is you, please don't let that stop you. Start with whatever clarity you have and know that your dream can come into clarity over the next

Inner Freedom Coaching Session #1 Notes		Date:
Your BIG DREAM Describe your BIG Dream.	Your BIG Why Why MUST you play for this dream?	 PURPOSE
Results / Objectives What are your "In the World" Results?	Attempts to Control Results What Results / Objectives are NOT happening? (What is not turning out according to plan?)	
Challenges Describe some of the challenges that are asking you to grow.	React to Challenges How are you reacting to the challenges? (forcing, powering through, bunker in)	 ISOLATION
Actions Describe your Actions in pursuit of Results.	Resist Taking Action What actions are you not doing? (resisting, avoiding, distracted, no time)	 OVERWHELM
Growth Zone Is your dream big enough?	What did you learn about yourself today?	

several weeks with your coach. AND it is absolutely OK to change your dream half way through the adventure.

Remember the power phrase that I introduced you to in the Introduction: *Abera Ca Dabera*; I create as I speak. Your Dream will get clearer and more energized every time you speak about it with your coach AND the other folks on your Dream Team.

Here are a few thoughts to help you hone in on your dream right now.

- Focus on something that you CAN do right now. It is great if you also have a “someday” dream, but your coach can only guide you toward a dream you can pursue now.
- If you have a “someday” dream that is not possible now, choose a dream that will develop you in a way that moves you toward your “someday”.
- Choose something that will pull you out into the world of other people; even if that is virtually rather than face-to-face. Something that you can do by working in isolation is not a BIG enough dream for playing with a coach.
- Choose something that will ask you to GROW; something that will take on a life of its own and “ask” you to become the next version of YOU.



Your BIG Why

The BIG why is about tapping into your deep desires for your life. What are the driving forces behind this dream for you? What is the impact you REALLY want to have on your world and the people in your life?

Results / Objectives

Co-creating results with the world is what makes playing for your dream the so exhilarating. The results are what happen when you perform the action with skill and focused intent. In a playable Dream, when the desired results are achieved on a regular basis they accumulate into the desired Tangible Outcomes of the dream. Your impact on the world will ripple out into the world for good.

Actions

Every playable Dream has actions that happen over and over again as you play; like shooting the ball toward the basket in basketball. When actions are taken to co-create desired results WHILE holding a vision of excellence, they grow into a new level of Mastery. Again remember that you want to focus on relating, creating, exploring and experimenting rather than completing routine tasks.

Challenges

Any dream worth playing for is full of interesting challenges; some anticipated, some unexpected! The challenges are what get in the way between actions and results. The key for you and your coach is to find the sweet spot between easy and hard. If the dream is too easy it is not inspiring. If it is too hard (not attainable) then apathy sets in. It is through facing challenges that you become the person you desire to be.

Attempts to Control Results ~ Frustration

(what is not turning out according to plan)

Frustration is a very common experience for folks who go for their BIG Dreams in life. LOT's of the time, things don't go as planned. The key is to share what is not turning out

without judging it. Often when we experience frustration we are attempting to control something that we can't control; but we can influence by playing better.

React to Challenges ~ Isolation

(forcing, powering through, bunker in)

In the Industrial Age a challenge meant that you were doing something wrong. That is not how we view it in Connected Play. However, since we grew up in the Industrial Age where we were trained to work in isolation, when things don't go our way often our first instinct is to "bunker in" and work harder to figure it out before anyone finds out.

Reacting in this case is referring to your thoughts and how you perceive your self and your situation when things go wrong.

Resist Taking Action ~ Overwhelm

(resisting, avoiding, distracted, no time)

This is the one that is often easiest to notice. However, again since in the Industrial Age we were trained to be perfect, when we don't do something we needed to have a good excuse. Or we needed to say that we were just too busy to do it. Being busy or overwhelmed is the go-to reason for almost everything we resist or avoid.

If there is an action that would really move your dream forward and you are not doing it, then that is something to recognize and call it what it is. This will open up a wide pathway for personal growth with the Inner Freedom Method!

Growth Zone

When we play together we grow; all the time. But since most of us have been in the Industrial Status Quo for a while we lose our awareness of growth. Your Coach is going to ask you about growth in every session. Get used to it! With your attention on you and your coach's attention on YOU, you can recognize your own growth and start to feel really alive again. FUN!!!



No Shame in the Game

When your coach asks you about the activities you are resisting etc., the most important thing you can do is to talk about these experiences in a straight forward, open, curious, judgment-free way. Every BIG Dream will give you a fair share of troubles and sleepless nights. This does not mean that you are doing it wrong! In fact, it probably means you are ready for the kind of breakthroughs that Inner Freedom Coaching can create with you.

Watch out for "Spiritual Bypass"

Spiritual Bypass is a term that refers to a situation where you try too hard to maintain a positive attitude or stay in a place of gratitude – which in general are valuable practices. But when you try too hard you can go blind to the real challenges around you and within you and lose your determination to co-create change.

Connecting a Few Dots...

One last thing about the Coaching Notes sheet and Coaching Session #1

When you have a desired result, and you attempt to control the result (rather than co-create), it can lead to frustration.

When you face a challenge, and you react to the challenge (rather than respond), it can lead to isolation.

When you intend to take an action, and you resist the action (rather than allow it), it can lead to overwhelm.

Whew! There are so many growth opportunities. We will explore them along the way.

How to use the weekly Play Plan Playsheet every week.

I shared this with you in the Introduction. But since it is such an important part of the growth process I want to share a few extra thoughts about how to use these sheets each week.

AFTER each coaching session...

The top of the page sets your intention for the week. This is super important and empowering!

In the left section write a phrase or two to describe your BIG Dream. This may change and evolve as you play; or you may write the same thing every week. Either way... writing it out each week and looking at this page often will keep it close to you. The palm with the lightning bolt is the symbol for the mystical power of your dream.

In the middle section write your focus for the week. This can be a theme or a specific action. The symbol is the illuminated heart! This is from the Inner Freedom symbol for getting your hearts desires through the maze and out into the world. Giving a theme to your week will keep your energy vibrating at a high level.

In the right box write a few of your Superpowers that you aim to play with this week. This may be a little sparse in the early weeks. But you will add more as you become aware of them. Remember this is your intention. By writing a few power phrases in there and then reviewing the sheet every day, you will be amazed at how often you will feel the urge to use your Superpowers!!

Then there is a section for each of the 4 ways to play in the FEAR / Growth Zone. Write a few action items in each section. (at least one) Remember this is not a task list; this is a play plan. You have intentions for actions and results but you don't know what will happen.

Write what does – or doesn't happen – in the right column as you play the week. It is labeled "Results / Resistance / Reactions".

Results – it is important to separate the action from the result. What happened "in the world"? Remember it was not automatic so notice the details.

The worksheet is titled "Inner Freedom Play Plan # []" and includes a "Date:" field. It is divided into several sections:

- Your BIG Dream:** Accompanied by a palm with a lightning bolt icon.
- Your Focus this week:** Accompanied by an illuminated heart icon.
- Your Superpowers:** Accompanied by a figure with wings icon.
- PLAY IN THE FEAR / GROWTH ZONE:** This section is split into four columns:
 - Relate for INFLUENCE > Risk Rejection:** Includes a brain icon and a dotted line for writing.
 - Create to SHARE > Risk Disappointment:** Includes a lightbulb icon and a dotted line for writing.
 - Explore for VISIBILITY > Risk Trouble:** Includes a figure with a target icon and a dotted line for writing.
 - Experiment for CHANGE > Risk Mistakes:** Includes a figure running icon and a dotted line for writing.
- NOTICE & JOURNAL:** This section is split into two columns:
 - Results / Resistance / Reaction:** A large dotted line for writing.
 - Notice your thoughts / reactions / beliefs:** Includes a brain icon and a dotted line for writing.
 - Notice your desires:** Includes a flame icon and a dotted line for writing.

Resist - Write in if you had a time or thought to do the action but didn't do it. This is definitely not something you do with a task list!

Reactions – Notice your thoughts and body as you are doing the action and make a few notes if they are noteworthy.

This will give you a great summary that you can share with your coach.

The bottom section is for you to write a few notes about beliefs and desires that pop up for you as you play through the week. These are mostly non-conscious so you need to catch them when they pop up and write them down.

Remember, this is just the first week! So just play with it the best you can and know that you will gain confidence in this process over time.

The Warm-Up

A conversation with your coach is something special! I refer to it as a coaching session.

A life coaching session is a unique experience; it will be different than other conversations that you have on a regular basis.

If you have ever played a sport with a coach or had a performance art coach then you know about warming up. Warming up is essential to the coaching experience. With many coaches that I have had the warm up becomes a sort of ritual.

With your Life Coach, the warm up is EXTRA important because coaching happens in a conversation; usually a scheduled conversation. If you have lots of other scheduled conversations in your week, this can seem like just another conversation.

We don't want that! So we will do a few things at the start to set the stage for something much different!

For this reason, your coach will do a Warm Up with you at the start of every session.

In session #1 your coach is going to do an intentional breathing exercise with you to warm up your wisdom and a peak experience with you to warm up your imagination. Then in Session #2 they will add one more short exercises that are perfect to warm up for a coaching session. The whole thing will take about 3-5 minutes. And it can go a little longer if you are feeling extra stiff and need a little more warm-up time ;-).

- #1 The Connected Breath Technique to warm up your wisdom.
- #2 The Peak Experience Technique to warm up your imagination.
- #3 The Share Your Dream Exercise to warm up your energy alignment

#1) The Connected Breath Technique will very quickly get you into a state of coherence where your heart and brain are in sync with each other. And you and your coach feel connected to each other. This is essential for the kind of reflective, pro-active and ACTIVE conversations we do in Life Coaching.

#2) The Peak Experience Technique is a powerful visualization where you use your ACTIVE imagination to put yourself into a situation where you see and feel yourself doing something you enjoy / something that you are good at.

#3) The Share Your Dream exercise is where you speak your vision for your BIG Dream in 30 seconds. This is a powerful step to align your energy with your dream and connects you and your coach to the purpose of Life Coaching: you living your Dream!

I will share with you more about #3 in Chapter 2.

The Connected Breath Technique – Activate Your Wisdom

The Connected Breath Technique is so simple and so powerful. I use it ALL the time.

The basic technique is to simply breath intentionally for three breaths where you breath out longer than you breath in.

That's it!

When you do this three times it brings your heart and brain into energetic alignment (AKA Coherence)

Your coach will guide you in the rhythm of the breath by breathing in to a count of four and a breathing out to a count of seven.

Doing this exercise with another person has a bonus benefit of creating an energy alignment between the people. This opens a pathway for deeper expression, deeper awareness and more playful co-creation. AWESOME!

Pro Tips

It works even better when you:

- a) Close your eyes (only if you are in a safe physical space)
- b) Place your two feet flat on the floor
- c) Place one or both hands over your heart
- d) Intentionally feel your gratitude for life

Peak Experiences – Activate your Imagination

This first session is all about YOU and your Dream. Your coach will explore your current vision for your dream from several perspectives. As I said before, don't worry about not knowing or giving wrong answers. When you speak from the heart everything comes out perfectly. This is why we do the Connected Breath Technique to warm up.

In one part of this session your coaching is going to talk with you about the Peak Experiences of your Dream. This will be important for the Warm Up.

So what is a peak experience?

The basic version is to simply imagine yourself doing something that you enjoy and that you feel you are good at doing. The key is to really SEE it and FEEL the moment. While you are in the scene allow your imagination to flow; it will take you on a little adventure.

The more advanced version is to imagine a moment that you really want to happen as you play for your dream. To give you the idea I will share with you some peak experiences from my Dream right now.

In no particular order:

- I am sitting with my computer writing this little book and I am enjoying being in the flow of words. My mind is buzzing and flowing with clarity and my fingers are tapping the keys to keep up. I am feeling the moment when you are reading this and feeling energized about your journey with your coach. (Whoa! I am having a peak experience right now ;-)
- I am being interviewed by an influencer for a podcast. We are having so much fun talking back and forth about Life Coaching. I can feel that they are enjoying the interview. I envision several listeners being inspired to reach out to us at CoachVille to learn more about becoming a Life Coach.
- I am reading an email from one of our coaches sharing with me about a breakthrough experience they had with a player. They are thrilled that they have made a difference in the life of another person and grateful that they made the bold move to become a life coach. My heart warms with joy as I read it.
- I am teaching a class at our coach training program. The new students in the class from all over the world are buzzing with possibilities as we talk together. I can feel their courage to go out in the world and practice what they are learning.
- I am looking at the transactions screen for my online banking. I can see a few new deposits came in from folks who have signed up for our program. Cash flow feels good. We are earning just rewards for all we do to co-create a better world.

Can you feel the emotional words I use to describe these moments?

Can you feel that I am putting myself in the scene in the present moment?

Did you notice that I included other people in the moments? They are co-creations.

Did you notice that these are moments that I can't control? I can influence situations in pursuit of these experiences. But I can't MAKE them happen by myself. They are co-creations with other people.

These peak experiences are what I aim for as I play for my Dream every day. These are the moments that bring me joy. Some days they happen, some days they don't. But either way, the possibility of having these moments energizes me every day to wake up and play some more.

You will create a few of these with your coach. Your heart and your imagination will have them for you. Over time you will gain clarity on how to see them in your imagination and share them with your coach.

Ready to go!

Allright!! That is all you need to know to jump in to Inner Freedom Coaching Session #1.

One last thing...

Coaching is a co-created experience. There is no right or wrong answer to questions or explorations.

The point of this playbook is for you to understand the concepts that will help you dive into the co-creation; this is where the real fun and big breakthroughs come from.

Be your full-on Self; trust your Self and trust the experience.

It is going to be awesome, illuminating... and FUN!!

Enjoy it!

Session #02) Pivotal Moments and Judgment-Free Awareness

[Listen to this audio to prepare for Session 2.](#)

Your coach is going to use a short version of the Inner Freedom Method for the first few sessions. On the diagram of the method (Full size version on page 28) this will be steps: 1,2,3,4,8 and 9

Also I will share with you our Plan-Play-Grow technique so that you can get into the rhythm of playing with a coach.

Understanding the concept of the pivotal moment is essential to thriving with your Inner Freedom Coach so we will get into this in detail. A pivotal moment is anytime you intend to make a play for your BIG Dream but it doesn't turn out as you intended.

We will go over Steps #1 and 2 in detail in this chapter, Steps #3 and 4 in the next chapter.

Choosing a Pivotal Moment to play with

The first part of your coaching session each week will involve reviewing some of the events from your week of play. This weekly exploration serves several good purposes:

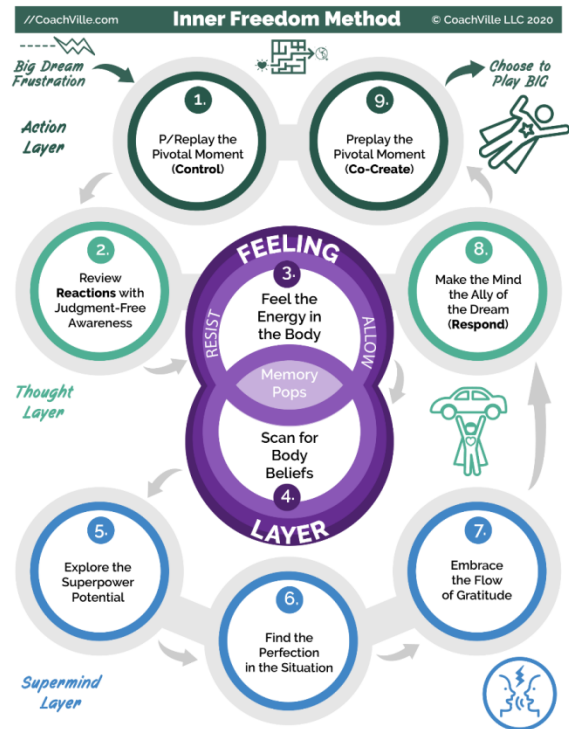
- 1) Your coach can celebrate with you the moments that went well and
- 2) Your coach can explore with you the moments that didn't go so well.

From this exploration you and your coach will choose a moment to practice using the Inner Freedom Method.

A metaphor that really helps in understanding this aspect of Life Coaching is to imagine an athletic coach watching their team in a game. In a game there are MANY moments that happen. When the coach and the team gather for their next practice, the coach will have selected a few pivotal moments from the game to focus on with the players. Then they will practice ways to play better in moments like that in the next games.

This is the same idea, except you need to play the key role in noticing the pivotal moments because your coach isn't watching you play. So what I aim to do in this chapter is share with you how to notice a pivotal moment when you are playing for your dream. In any week of play there will likely be several juicy pivotal moments to explore. Your coach will help you choose the ONE to focus on for the session.

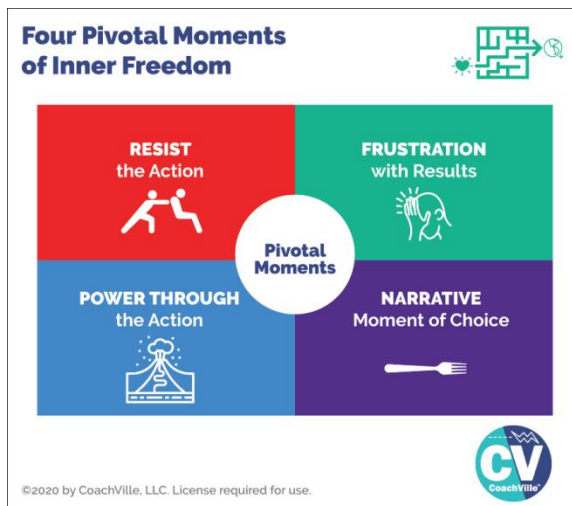
Before we move onto the Steps of the Method, I want to share with you some BIG ideas about how to notice pivotal moments while you play for your dream.



4 Pivotal Moments Of Inner Freedom

As you look at the model you might notice that it is similar to some of the ideas and images from the Playsheet for Session #1 when your coach was asking you about the actions that were not going so well in playing for your Dream. A VERY IMPORTANT point for this exercise is to maintain judgment-free awareness; be open and curious; no blame, no shame. (I am going to remind you about this every week; the Industrial Mindset is super “Judgey”)

The reason we are going into this in such detail is because MOST of the time these pivotal moments go by so fast that we don’t even notice them. There is a LOT going on, but it is happening at a non-conscious level so most of the time it passes by. BUT... now that you have an Inner Freedom Coach you need to learn how to pay attention to these moments.



Resist the Action

This is typically the easiest to recognize. This is when there is an action for your dream that you intend to do and even want to do but you just don’t seem to do it. You find yourself putting it off; sometime deliberately and oftentimes non-consciously by “getting busy”. If it is an action that is important for your dream and you are not doing it then you are resisting it; there is some kind of fear involved...plain and simple.

Power Through the Action

Powering through is very similar to resisting except that after resisting the action for some time you eventually do it. BUT typically you have to really gear yourself up to do it. Or you just get so annoyed with yourself for not doing it that you just do it to get it over with; not the best energy for an action that is part of living your dream! ;-)

The purpose of Inner Freedom is for you to get into your actions with an easy flow!

Frustration with Results

This is when you take the action but you don’t get the results that you desired. Remember with your BIG Dream we are talking about playful actions where you can’t control the outcome but you can influence it. So when you don’t get your desired results that is an opportunity to expand your influence.

This is situation where your energy may be impacting the outcome in a way that is not beneficial. But it is VERY difficult to notice your own energy while you are in the moment. A goal of your coach with Inner Freedom Method is create awareness of how your energy is flowing in the moment you take the action. When you shift your energy you often get better results.

Narrative Moment of Choice

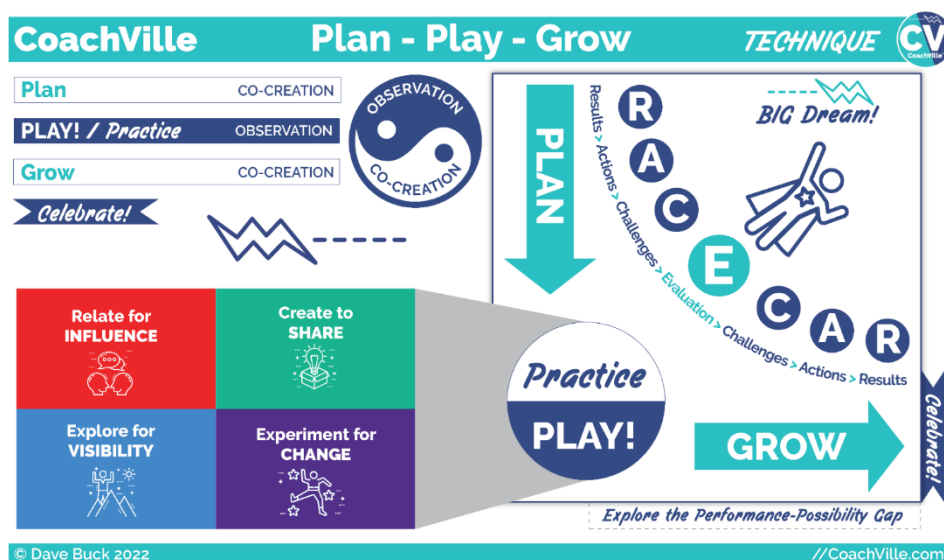
This is a situation where there is a “story” involved about how or why something didn’t happen. Typically in a story like this there was a moment of choice to go one way or

another. (the metaphorical fork road) In that moment you made a choice that pulled you toward the safety zone and away from your Dream.

Plan-Play-Grow Technique

To help you make the most out of your coaching experience I am going to share with you how to get into the rhythm of playing with a Life Coach. There is a coaching technique we use to create this rhythm called: Plan-Play-Grow. If you have ever had an athletic coach or a performance art coach then you will recognize this technique.

On a personal note, I first learned about this technique by observing my mom who was a piano and voice coach. Her music studio was right beneath my bedroom in the house, so I heard coaching happening every day after school. Even though I wasn't tuned into the details I did notice one very dramatic thing: over time all of her students played a lot better! This is exactly how it happens... and it yields great results almost every time.



Let's explore this model together.

We start in the upper left where you see Plan – Play / Practice – Grow – Celebrate. You also see the yin/yang symbol with the core of the coaching experience which is observation and co-creation. You may recognize those terms from the definition of coaching I shared with you.

Next, look at the right side of the diagram. You see the Plan – Play / Practice – Grow – Celebrate again but this time you also see what we call the RACECAR acronym: Results – Actions – Challenges – Evaluate. We will get into that in a few moments.

Also in the lower left you see a call out from the Practice / Play circle into the 4 primary activities of playing for our dreams; AKA Social Play. You saw this in the Playbook Introduction. (It's all coming together!)

Whew! We have a lot to talk about here.

Let's first get clear on the coaching rhythm because it will really help you get the most out of your sessions with your coach.

In the coaching session:

You and your coach will celebrate the notable experiences since your last session; especially moments of play where something good happened.

You and your coach will co-create a coaching PLAN for the session by first EVALUATING what happened when you played. You will also explore your insights. And you will share specifics about key playful actions and the results in the world.

You and your coach will PRACTICE together to co-create new awareness, new possibilities, new capabilities and new confidence. We will explore a variety of practice techniques in this Inner Freedom Coaching program.

You and your coach will capture your GROWth from the session. (The Growth Zone in the Coaching Notes Play Sheet) The intention of a good coaching session is that you grow during the session... and then continue to grow as you play in the world.

Make a few notes on your coaching notes sheet as you talk together.

You and your coach will co-create your play PLAN for the upcoming time frame; focusing on the 4 types of actions to play BIG for your dream.

You will write out the most important items on your Play Plan Playsheet.

Then...YOU go out in the world to play:

You PLAY for your Dream aiming to co-create RESULTS and experiences by taking the 4 types of ACTIONS and facing CHALLENGES along the way.

You notice your GROWth opportunities as you play.

Make a few notes on your playsheet about what happens as you play (or avoid playing).

In the next coaching session:

You and your coach will CELEBRATE your RESULTS (and your challenges)

You and your coach will co-create a coaching PLAN for the session by first EVALUATING what happened when you played.

You and your coach will PRACTICE together.

You and your coach will capture your GROWth from the session.

You and your coach will co-create your play PLAN for the upcoming time frame.

YOU go out in the world to play:

The rhythm repeats from here.

When you get into this rhythm with your coach, you will be amazed at how quickly you feel your progress and good things start to happen. It really is fun.

Understand RACECAR

One of the most important shifts that your coach and I want to help you make is from Industrial Control to Connected Play.

Understanding the acronym RACECAR from the Plan-Play-Grow technique can help you make this shift.

R is for Results in the world

Probably the most challenging part of the shift is the focus from completing tasks to co-creating results in the world.



In the Industrial Age we were told to only focus on what we can control.

So we should only focus on completing our tasks and doing them right; mostly in isolation so that we don't bother anyone. Since we can't control what happens with other people we should not put our attention there.

In the Connected Age of Play it's ALL about co-creating with others; we use our powers and energy to be a positive influence in the world; to make a positive impact.

We put our attention on the results that happen because that is the purpose of playing for our dream. In play you have to look beyond yourself... out into the world or people around you that you aim to influence or contribute to or be seen by or make changes with.

In play... there is NOTHING you can control. When we play for results sometimes they happen and sometimes they don't. That is what makes it play. Practicing with a Coach to play better means getting the results we desire more often than we do right now.

Remember the results from our 4 pivotal moments of social play: influence, expression that contributes to others, visibility and change.

STOP getting people under control

Another quirky angle on Results from the Industrial Age of Control is that we SHOULD be able to control everyone and everything by following the manipulation instructions properly.

There are a lot of manipulation techniques in the Industrial Age because the whole focus is on getting everyone and every situation under control. This is very difficult of course because as I emphasized in the Introduction, we humans HATE being controlled!

So what happens most of the time is that our attempts to control are futile and frustrating. This is one of the reasons why there is so much chronic anxiety and depression in the Industrial Culture: people are in positions or roles where they are supposed to control other people and they are judged based on their ability to control others. This is SUPER stressful.

Letting go of the delusion of control is one of the most freeing benefits of shifting into the Connected Age of Playing for Influence as a co-creator.

This is a LOT of what Inner Freedom is about.

A is for Actions with your Superpowers

We all do a lot in a given day. The key here is to find moments when you can take the social play actions: relate, create, explore and experiment.



Since we are all used to going through our days completing tasks, it requires some intentional effort to get into play.

- A) There are some actions that you are doing already that you can now approach playfully.
- B) You can intentionally add playful actions into your day.

Playful actions are when you aim to be a positive influence on someone or co-create with them AND you pay attention to the result that happens (or doesn't happen).

The performance-possibility Gap

The idea of the Performance-Possibility Gap is integral to coaching. You have a current level of facility with playful actions and your superpowers. And you and your coach share a vision that you can expand that facility.

You can co-create the results you desire more often.

You can PLAY better.

The key to getting into play mode is to drop the Industrial Age Control mindset that you have to do things perfectly every time. This “perfection trap” is antithetical to play. It literally makes it impossible to play and that was the intention; to get you to stop playing and become a compliant worker doing what you are told to do by the boss. Sad but true... we have been doing this to each other for a long time now.

But not anymore!!!

You can break free of the perfection trap and enjoy playing again.

The next step is to embrace challenges.

C is for Challenges with the Spirit of Play.

When I was describing results I wrote that sometimes they happen and sometimes they don't. This is the nature of play.



Well, everything that contributes to the desired result NOT happening is a challenge.

There are several different types of challenges.

- 1) A challenge where you need to develop more skill and experience in what you are doing.
- 2) A challenge where you experience some doubt or fear related to what you are doing.
- 3) A challenge where there is something in the world – probably some force of the status quo – that doesn't want you to achieve your desired result.

The key to being playful is to embrace challenges with the spirit of play.

There are some challenges that you are already aware of. And there will be plenty of challenges that you don't even know about yet but will arrive as you play more and more.

Every challenge presents you with a growth opportunity. Growing and playing better is fun! Players embrace challenges. Great players LOOK for challenges.

When you are really passionate about the result you are playing for, the experience of a challenge can elicit your Superpowers. Somehow the challenge causes you to reach deeper into yourself and your real power comes through. This is why playing for dreams can lead to surprising discoveries within yourself.

A benefit of playing with a coach is that you can talk through what is happening when you play and identify the challenges you are facing. And then co-create a plan to play with them by expressing your superpowers.

There is nothing wrong.

Embracing challenges is another element of play that requires a shift from the Industrial Control mindset. When the focus is on following the instructions and keeping everything under control, a challenge usually meant that you were doing something wrong. IT meant that you were not perfect... oh the horrors!

Embracing challenges as fun growth opportunities – rather than something is wrong – will significantly reduce your stress and expand your joy.

E is for Evaluation with judgment-free awareness

I know that the experience of being evaluated can bring up a lot of bad memories. Starting with the dehumanizing and traumatizing testing we all suffered as children in school. Followed by the dreaded performance reviews many of us suffered in jobs. The purpose of the whole thing was to show you what you were doing wrong. UGH!



I am inviting you here to look at evaluation with a fresh perspective. YOU are not being evaluated. YOU – with your coach - are evaluating the results WITH judgment-free awareness. You are doing this to assess the impact you are having and look for ways to play better.

In this setting, evaluation is a co-created experience aimed at helping you become MORE.

This is another situation where it will take a little practice to shift out of feeling that there is something wrong into seeing ways to grow.

You and your coach will do it together.

C-A-R is looking at it from the other direction

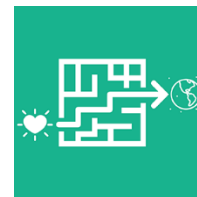
- You experience and embrace a challenge
- You take your playful actions
- In pursuit of your desired Results.

The idea of the RACECAR acronym is to look for results, actions, challenges and evaluation for growth opportunities in a fun and playful way.

Next let's get into the Inner Freedom Method!

Step #1 P/Replay the Pivotal Moment

Once you choose a pivotal moment to play with the next few steps of the Inner Freedom Method are sort of like watching game film of the moment together. Looking at the moment together from an Energy Alignment perspective... you will explore the action, thoughts in your mind and physical sensations in your body. This is the first step in getting your hearts intentions through the maze and out into the world.



To start you will bring the moment into your imagination and play the scene out and describe what is happening to your coach so that you can “look” at it together.

Replay OR Pre-Play

Often you will replay the moment that happened in the past week.

However, you can also preplay a moment in the future.

This is an advantage that your imagination has over actual game film in an athletic coaching situation. Your imagination is so powerful that you can preplay a moment in your future with just as much detail as you can replay a moment in your past.

Step #2) Review Reactions with Judgment-Free Awareness

Our minds are truly amazing! And we are going to tap into this amazingness in Step #2 of the Inner Freedom Method.



While you imagine yourself in the scene of the Pivotal Moment (either replay or preplay) you can also notice the thoughts that are going through your mind in that scene. We refer to these thoughts as reactions because they frequently reveal how you are reacting to the situation; usually your non-conscious beliefs will aim to keep you safe by popping thoughts into your mind that will keep you “in the safe box”. In Step #8 we will make a transformational leap from react to respond.

So, you are both in the scene and also the observer of your thoughts about the scene **AT THE SAME TIME!**

BIG WOW!


And your coach is there with you also observing as you describe the scene and then your thoughts.

The big breakthrough here is to notice your thoughts **with judgment-free awareness**.

This means that you are gentle, open and curious about every thought that you notice. No filter, no blame, no negative assessments, no ignoring some because they don't seem relevant... just notice and share each thought; they are all relevant and valuable.

Your coach will help you make sense of it all as you move along.

Brief review of Steps 3,4,8,9



Your coach will do steps 3,4,8 and 9 with you for the first time in this session.

Steps 3 and 4 are where we explore what is happening in your body (The Feeling Layer) while you are in the scene. This may be a new experience for you so just go into it with curiosity. Feeling energy is something that gets better with practice... so this is just the beginning. Your coach will guide you so you can just relax and enjoy the adventure.

We will explore these two steps in detail in Chapter 3. It will be easier to explain after you have experienced it.

Step 8 is where you explore how your dream wants you to respond to the situation. This will reveal the opportunity to choose between your Dream and your Social Safety Instinct (Remember “the Pull”).

Then in Step 9 you use your imagination again to preplay the scene the way your dream wants it to go. It’s fun. This is the type of guided visualization that all of the top performers in Athletics, Performance Art and Life do with their coaches on a regular basis. It is powerful and it will lead to better and better play over time. YES!!

Quick Prep for the full warm up.

As I shared with you in Chapter 1, the full warm up for each Life Coaching Session consists of 3 steps:

- #1 The Connected Breath Technique – To activate your wisdom
- #2 The Peak Experience Technique – To activate your imagination
- #3 The Share Your Dream Exercise – To align your energy

The whole things should take LESS than 5 minutes.

#1 The Connected Breath Technique

This is a great thing to practice every day; especially when you want to feel connected like before a conversation or before creating something you intend to share with other people.

It might feel strange doing a technique like this while guided by another person. This is because most of us haven’t practiced this in our lives; in many circles it is known to co-create aligned energy.

#2 The Peak Experience Technique

For the second part of the warm up your coach is going to ask you to choose one peak experience to actively play in your imagination. You probably have a few of these written down from coaching session #1 and thinking about it during the week.

The key is to practice using your imagination to bring a desired future moment into the present. In your imagination it is always NOW. Reclaiming and tapping into the power of your imagination will move your dream forward faster.

To help the warm up go smoothly and quickly, come prepared with a Peak Experience Moment to play with.

Your coach will ask you to bring the scene into your imagination for 30 seconds. You can do a lot in 30 seconds in your imagination!!

Have fun with it. You can share with your coach what you saw if you choose to; and you don’t need to.

#3 The Share Your Dream Technique

Your coach is going to ask you to share your Dream in 30 seconds or so. It is super powerful to speak your Dream out loud in the presence of your Life Coach. Doing this amplifies the energy of your dream and your connection to the Supermind which is part of Energy Alignment.

There are two ways you can go about doing this.

One is to just speak it from the heart each time.

The other is to write out a few key phrases that are important to you and then practice every day. Practicing this each day – or a few times each day – can really move you toward clarity. Be open to noticing when you say it in a new way that sounds and feels even better; update your written version.

Both ways have merit so choose the one that feels best for you. Or switch back and forth each week. Have fun with it.

Now you can dive into the rest of the coaching session with real creative energy and connection.

My players LOVE this warm up. I hope you will too. Often during the session we notice more desired Peak Experiences to play with in future sessions. It really sets a tone for co-creation.

Whew! We are rocking and we are only 3 – 5 minutes into the session.

Prepare for Session 02 – Pivotal Moments

A mini version of the Coaching Notes Play Sheet for Session #2 is on the right.

The purpose of these sheets is to provide you with a basic structure where you can write in just a few key words along the way; like a mind map.

A coaching session is not school! You don't need to write a lot down. It is a co-created experience so you need to be fully present and fully participating. Having the structure of the conversation on the page allows you to just write a few words in each section that you can review after the session.

The trick is for some parts of the coaching session you will be visualizing with your imagination and you will have your eyes closed; not an easy way to take notes! After each visualization write a few key words in to the relevant box.

Before the Session

For the start of your coaching session have your Play Plan Playsheet from the previous week in front of you. It should have your notes from your experiences of playing for your dream. Highlight a few moments you want to share with your coach.

The BIG Dream

Your Coach will ask you about this every week. Allow yourself to speak it from the heart each time. You may notice yourself describing it in a new way. Write down the key phrases at the top of your sheet.

Explore the Fear/Growth Zone for Pivotal Moments

Inner Freedom Coaching Session #2 Notes			Date:
The BIG Dream:			
Explore the Fear / Growth Zone for Pivotal Moments			
CELEBRATIONS / RESULTS	ACTIONS NOT HAPPENING	RESULTS NOT HAPPENING	
Pivotal Moment	THOUGHTS	BODY SENSATIONS	
IT'S NOT SAFE FOR ME TO	HEART'S DESIRE	PRE-PLAY THE MOMENT	
Growth Zone What did you learn... About playing for your dream?		About yourself and your Superpowers?	
Play Plan: What are the actions / perspectives you will focus on?			



Share with your coach the key moments from your week of play. Sharing is powerful. As you talk about it you may come to a new realization or understanding. Avoid the “task list read out” vibe. Share each one as a short story.

- *Celebrations and Results*
- *Actions Not Happening*
- *Results Not Happening*

Celebrate any experience that was noteworthy for you! Remember: A Result is when something happens in the world as a result of your actions.

Then with judgement-free awareness note anything you planned to do but did not; and when you took action but did not get your desired results. BE **JUDGMENT FREE!!!!**

Choose a Pivotal Moment to Practice

The next step will be to choose a *pivotal moment* from all the possible moments. You may know exactly which one to choose. If not your coach will help you choose one.

Write the essence of it on your play sheet.

Then your coach will guide you through the Method.

Thoughts – Share what comes up for you.

Body Sensations – This is an eyes closed exercise; after you do it write a few notes. As far as noticing body sensations, this may be new for you. Stay as open and receptive as you can.

It's not safe for me to: - This will reveal a body belief / non-conscious belief.

Heart's Desire – This will connect your dream to the moment you are exploring.

Pre-Play the moment – This is a powerful exercise to put your energy into a vision of the future.

Growth Zone

It is valuable to capture your growth oriented insights right as they happen. It is easy for them to disappear when you get back into your day.

Play Plan

You and your coach will co-create a few actions to focus on in the days ahead. This is just a start. You will develop a complete play plan each week and write it on a new Play Plan Play Sheet as soon as possible after the session.

The Value of the Play Sheets

You will remember all of the key points and create a compelling diary of the experience.

It is also very helpful to review the sheets from time to time to look for patterns. And it will be fun to review after the adventure is over to remember the key moments along the way.

Ready to go!

Again remember that your coaching session is a co-creation with your coach. It is not a test; it is not a counseling session to talk about your problems. It is an opportunity to

explore new ways that you can play BIG for your dream. To prepare for the session all you need to do is refresh your memory of your pivotal moments from your week of play.

Session #03) Feel the Energy and Body Beliefs

[Listen to this audio to prepare for Session 3.](#)

In this chapter we are going to deep dive into this experience that we call: “The Pull” ; the pull between your BIG Dream and your Social Safety Instinct. I have a model for this that will help you understand your pivotal moments.

Finally we will explore Inner Freedom Method Step #3 Feel the Energy and Step #4 Body Beliefs which are the heart of the Inner Freedom Method.

Speak Your Dream! (why we do this every session)

This is super important!

Remember the Energy Alignment Game I shared with you in the Introduction? On the right is a mini version of the model.

You see your BIG DREAM in the upper right. The whole game is to align every aspect of YOU and your environment with your dream.

At the start of every session your coach is going to ask you to speak your dream. We do this for several reasons ranging from pragmatic to energetic.

On the practical side, your dream is the reason for having a Life Coach; it is what the coaching is all about... YOUR Dream! Speaking it out loud sets the tone for the session: it’s about playing for your dream. That’s it.

As you speak it each week you might say a different version or you might realize that it is evolving in some way. As you gain clarity it gets easier to align. Also, this way your coach can stay aligned with it as well.

From an energetic perspective speaking your dream with someone who shares the dream with you activates the connection to the Supermind. That is the cosmic looking blue area to the left of the BIG DREAM.

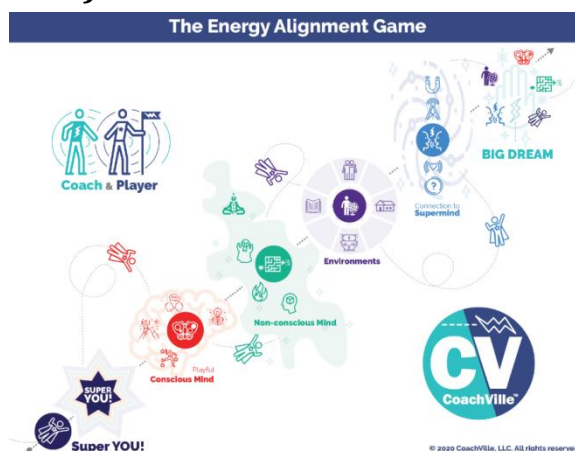
Often in a great coaching session amazing insights and ideas will just pop in to either the coach or the player; puzzles are solved, new possibilities are sparked. Speaking your dream opens up the channel for these powerful experiences.

Why we celebrate & what to celebrate

Celebrating is a powerful human experience. We love to celebrate and I feel we don’t do it enough in our daily lives. I notice in athletics and performance art there is lots of celebrating from the high five on the field or court to the ovation in the hall.

In the Industrial Age where everything was “allegedly” under control there was no reason to celebrate anything because everything that happened was supposed to happen; just do your job.

But playing for a dream is different! There is no control. And anytime you take the risk to play for influence, visibility, expression or change... this is something to celebrate;



especially when what you are playing for happens!! But beyond the obvious celebration of positive results, you can celebrate the bold action no matter how it turns out. You can celebrate a big challenge for how it is asking you to grow.

Celebrate. It's good for your soul. AND it deepens your connection to the Super Mind.

Keep looking for Pivotal Moments as you play

In the next segment we are going to go deeper into understanding the experience of a pivotal moment; it is called “The Pull”. This is when you notice that your dream is pulling you one way and your social survival imperative is pulling you another way.

You will notice it most easily through the four pivotal moment experiences: resist, power through, no results and moments of choice. The more you notice these moments, the faster you will grow!

The Pull!

Remember “the Pull” from the Human Journey with a Coach model we explored in Chapter 1? Well, now we are going to deep dive into this experience.



In the Human Journey with A Coach model we depicted your Big Dream as an outer circle pulling you out and the Social Survival Imperative as an Inner Circle pulling you in. Here we will dive deeper into this life experience that is at the heart of all Life Coaching.

There is wisdom in the creation of YOU. The dreams in your heart – including the one you are playing for now – are meant to require the playfulness and unique power that you were born to express. Yeah, the wisdom of creation!

These moments of choice between playing safe and playing BIG happen many times in an adventurous day of playing for our dreams. And as we have discussed, they often happen at a mostly non-conscious level. You don't really notice them.

What you may notice is that you had a brief thought to take an action for your dream... then you felt a little buzzing energy somewhere in your body... and you "decided" to check your email/Facebook/"distraction of choice" instead.

Hopefully you are thinking right now: "Oh crap! That happens all the time!" Yes, it does. AND this is why I say that the success of your dreams requires that you pay as much attention to your energy as you do to your activity.

Social FEAR is learned

Remember when you did the Inner Freedom Method with your coach, you were exploring energy in your body and your coach asked you to fill in the blank: It's not safe for me to: (fill in the blank)? I want to share something with you.

I created this technique many years ago and have used it over a thousand times. One of the most common things people share is: **It's not safe to be me.**

WOW. That is a really profound thing to say and hear. And truly this is how most of us feel deep within. This is an example of a self-preservation belief. In other words I will stop expressing my power so that I can maintain a sense of belonging with the people around me. We will get into this in great detail in Chapter 4.

Often the moments earlier in life when we tried to use our power to help or contribute or create and we "got in trouble" (or worse) are the moments that impacted us emotionally the most deeply. The Social Safety Instinct is based on the need to belong. It is one of our Human Nature Superpowers. The Preservation Zone is where we don't take an action that will risk our current status of belonging.

FEAR is the way your SELF tries to protect you from events and situations that seem similar to an experience in your past when you experienced trouble or even trauma.

As a result, in the FEAR / Growth Zone we feel a strong PULL between our BIG Dream and the Social Survival Imperative. "The Pull" is a natural byproduct of playing BIG for our dreams because your Dream is "designed" to require your unique powers – the ones you got in trouble for earlier in life!

This is why it is so important that you don't think of fear as an enemy or that if you are stopped by fear that means that you have "issues". You don't have "issues"! You have a BIG Dream and a strong Self Preservation instinct both pulling you in opposite directions.

I encourage you to stop saying things like "Self-limiting beliefs".

"Self-limiting beliefs" make us sound foolish! Why would anyone limit themselves?

But this is not what is happening. These are self-preservation beliefs that are pulling against the actions of your BIG Dream. Self-preservation is essential for social survival and it is honorable. Your coach is aiming to empower you to cultivate the capacity to

CHOOSE when to play safe and honor your self-preservation instinct and when to play BIG and honor your BIG Dream. No judgment; simply to power to choose.

Also in the Growth / Fear zone you have the three B's of Human Nature: the urge to Become the next version of YOU, the need to uplevel a few Beliefs and the opportunity to co-create a new environment of profound Belonging for you and your dream. We will explore this in the upcoming Chapters.

The FEAR / GROWTH Zone impacts our choices in life at a mostly non-conscious level. That is why your coach uses the body awareness technique during the Inner Freedom Method. Through this guided visualization exercise you bring non-conscious fears and growth opportunities into conscious awareness so you can observe them. I encourage you to really dive in on these moments with your coach; this is how you unleash your greatest power.

Step #3) Feel the energy in the body

In the last session with your coach you experienced this part of the method. While you are playing the scene in your imagination, your coach asks you to scan your body for physical sensations. This may have been the first time anyone has guided you in a body awareness exercise.

When you look at the Inner Freedom Method model you see Step 3 is in the heart center of the model. This is because feeling the energy in your body is the heart of the Inner Freedom Method.



A powerful way to understand this is to say that your body IS your non-conscious mind.

(via Candace Pert in the movie “What the Bleep” and her book: “Molecules of Emotion”)

A few things to know about feeling energy:

- 1) It is an essential life skill but somehow it is not often taught. It is awesome that you have an Inner Freedom Coach! Feeling energy is the gateway to your inner awareness, intuition, wisdom and freedom.
- 2) The goal of the exercise is to allow yourself to experience the energy. Just let it be there. The goal is NOT to get the energy to “release” although often it does.
- 3) When your coach asks you to close your eyes and scan your body from the top of your head to your waist, just be patient and notice.
- 4) The energy may feel like a buzzing sensation or heat or pressure or a whole host of other things.
- 5) The typical places where we feel energy like this is in the gut, solar plexus, heart, throat, jaw, behind the eyes and forehead. But it could show up anywhere from the waist up or even your whole body.
- 6) It can take a little practice to distinguish between feeling energy and some other agitation. For example: an energy in your gut vs. something that you ate agitating your stomach. You will know.
- 7) You may notice more than one sensation. In this situation your coach will ask you to choose the one that is most intense.

8) It is great to practice feeling energy when you are by yourself. AND the transformational potential is amazing when you are guided by a coach who is co-creating the experience with you.

9) If you don't really notice any physical sensations after relaxing and breathing into it... that is OK! You are not doing it wrong. Even if you don't notice a specific sensation, you are still breathing and scanning which gets you into your body.

I have done this method with MANY people and for lots of folks it takes some consistent practice before they started to notice subtle physical sensations. Stay with it; they will come into awareness when they are ready.

10) The main thing is just to trust the process! With practice it will become something that expands your awareness in a way that will serve you well for the rest of your life.

Step #4) Scan for Body Beliefs

After feeling the energy, your coach is going to explore the "body belief" with you. This is a powerful way to give voice – and words - to the wide variety of social beliefs and fears that have settled into your non-conscious mind. You may recall the phrase your coach used in the last session:

It's not safe for me to: {fill in the blank}

Just allow words to come through you rather than thinking of words. The point of doing this is to bring these Social FEARs into your awareness so that you can understand them. We also refer to these feelings as: Social Safety Instincts or Preservation Instincts. Their purpose is to keep you safe. Their purpose is to direct you away from any social risk activity that could jeopardize your current status of belonging. You could say it is a friendly ghost. (sort of like Casper, the cartoon character from the 40's & 50's ;-)

After you get a little practice with this process, these feelings and body belief phrases will provide clues on the treasure map that we will use to hunt for your superpowers! The thing we learned to fear the most is expressing our playfulness and unique power.

Prepare for Session 03 – Feel the Energy

A mini version of the Coaching Notes Play Sheet for Session #3 is on the right. You may notice that it is exactly the same as the sheet for Session #2.

The session will follow a similar structure as last week but will be a different experience because you will practice a different pivotal moment.

When I use these sheets as a player – yes, I am a player too – I find it interesting to look back at the pivotal moments, thoughts, body sensations and beliefs from each session. Over time it will give you clues on the treasure map. Fun!



Inner Freedom Coaching Session #3 Notes			Date:
The BIG Dream:			
Explore the Fear / Growth Zone for Pivotal Moments			
CELEBRATIONS / RESULTS	ACTIONS NOT HAPPENING	RESULTS NOT HAPPENING	
Pivotal Moment	THOUGHTS	BODY SENSATIONS	
IT'S NOT SAFE FOR ME TO	HEART'S DESIRE	PRE-PLAY THE MOMENT	
	Growth Zone What did you learn... About playing for your dream?		 About yourself and your Superpowers?
Play Plan: What are the actions / perspectives you will focus on?			

Session #04) Memory Pops

[Listen to this audio to prepare for Session 4.](#)

I have lot's of provocative goodies for you in this chapter! We are going to explore Memory Pops. A memory pop is when you are feeling energy in your body and a memory of an earlier moment in life pops into your mind; often it was an emotionally charged moment; some troublesome, some joyful. Before we do that though I am going to provide an explanation of how these emotionally charged moments got into your Non-Conscious Mind in the first place!

Then we will explore a few ideas about your non-conscious mind from the perspective of The Energy Alignment Game I shared with you in the Introduction.

Become-Belong-Believe

Remember this model from the Introduction. Next we are going to explore how most of us lost access to these 3 Superpowers of Human Nature.

These are the 3 Superpowers we all need to activate in order to Play for our dreams and make positive change within ourselves and out in the world.

Let's do a quick recap:

1) **The Urge to Become.** All humans have an inner urge to become the next version of themselves; to grow and expand. We become by playing. If we stop playing we stop becoming and stay the way we are.

2) **The Need to Belong.** This is the strongest of all human needs. It operates mostly on a non-conscious level and drives almost everything in the human experience. We Humans always seek belonging and status within the environment.

3) **The Ability to Believe.** Humans are believers. The ability to believe is the catalyst of all human civilization. All of our beliefs – about how life works, who we are and what is possible for us – come from navigating between our urge to become and our need to belong. In other words, we get our beliefs from our environments.

On the next page is a model that tells the story of how we lost our playfulness, human nature superpowers and unique powers in the Industrial Control Culture.

I have coached over 1,000 people and heard so many individual stories of how superpowers were lost during incidents at home, at school and at jobs.

While each of these stories are unique, in aggregate they reveal a few patterns.

I share this model with you for a few reasons:

1) To have compassion for your own process of re-discovering your powers and re-humanizing!

2) It will help you navigate the experience of memory pops that you are about to experience with your coach.



The story of you becoming Super YOU!

The Co-Creation Dynamics of "you" or SUPER YOU!



© Dave Buck 2020 //CoachVille.com

As a little person, your **Urge to Become** activates and you start to play. You play everything. As you play you grow... you become the next version of you day after day, month after month, year after year.

At the same time, as you play, your environment reacts to you and the **Need to Belong** kicks in... HARD. You naturally and automatically do whatever you feel you need to do to maintain belonging with the group (aka family) you are in.

When your environment reacts favorably to you, you come to **believe** that it is good and safe to do what you are doing and you do it more. If your environment reacts negatively to you, you come to **believe** that it is NOT safe to do what you are doing and you curtail it or stop completely.

The **Capacity to Believe** is extremely useful for learning how to get along in the world of people. You come to **believe**, for example, that people don't like it when you throw a rock at your little sister; this belief is a good thing.

However, if for example, you are crawling around following your curiosity and a BIG person yells: "NO" and puts you into the isolation pen (for some reason it is called a "playpen"), you may come to **believe** that it is not safe to be curious; this is not such a good thing.

First at home, then in Industrial school and then in Industrial jobs, your **Urge to Become** through play moves you into life. And as you do this the environment reacts to you. When the reactions are unfavorable – which happened a lot in Industrial Hierarchical Control Culture - your need for **belonging** and status are threatened; this is called getting "in trouble". As this happens you develop **beliefs** about yourself and life. Over time we come to believe a whole lot of things about ourselves that restrict access to our powers; the activities and expressions that we feel safe to do gets smaller and smaller.

As various aspects of YOU go into the "not safe to express" category in your beliefs, you become a smaller and smaller version of you. **You come to FEAR your natural playfulness and your unique powers because at one time expressing them got you in trouble; AKA threatened your belonging.**

Also notice in the diagram that as you move from home to school to jobs your playfulness gets smaller and smaller as does your access to your unique superpowers.

Fast forward to now and urge to play BIG for your Dream...

So, when you experience inner resistance or doubt or FEAR attempting to do the any of the needed activities of your dream – which are playful and need your unique superpowers – it is not because there is something wrong with you! It is simply because you are a human being who grew up in the Industrial Age and absorbed the Industrial Control Culture's fear of play and unique personal power. These are the pivotal moments that you need to observe with judgment-free curiosity.



I believe that this process of losing our unique power as we grow up has been a part of the Human experience since the beginning of modern civilization. Most of the Hero's Journey stories include the pattern of going out into the world, facing new challenges and discovering lost inner powers.

However, I also believe that the fear of playfulness and uniqueness was extreme in the Industrial Age of Control so most of us have become very small versions of our potential.

I also believe strongly that since all of these “don’t do it” beliefs were established in social situations (AKA belonging) we need to explore and uplevel them in a socially safe space. This is why 1-1 personal coaching is such a powerful force for personal growth.

Memory Pops

Social risk actions evoke social fears. Actually merely thinking about a social risk action will evoke social fear. And you will feel that fear somewhere in your body.



In Step #3 Feel the Energy in the Body, your coach asks you to feel into a physical sensation in your body. After you do this, your coach is going to ask you if anything came up for you.

Often while you are feeling body energy a memory will pop into your mind; probably a memory of a situation from home, friends, school or work.

About Memory Pops

VERY IMPORTANT: when we are small, LOTS of situations that seemed like trouble at the time are actually benign in the grand scheme of life. Also, common situations, like moving to a new home with your family, can create a lot of emotionally intense situations even if there was no real trouble.

Another important point about memory pops is that very often they reveal situations that were not really troubling, they were just strange or intense. These types of moments can also put our powers into shadows as well.

In Step #4 Scan for Body Beliefs, your coach is going to ask you a question: ***It is not safe for me to {fill in the blank}.***

This is another situation where you are not trying to think of an answer; you just allow the words to bubble up. When the words come it will illuminate the self-preservation instinct and “the Pull” we spoke about in Chapter 2.

Often when body belief words are bubbling up, additional memories will pop up that will illuminate the situation.

The power of Safe Space with your Coach

The final point I want to make about memory pops is to encourage you to **BE UNAFRAID** of your memories; welcome them. Most memory pops are benign but revealing. The ones that are more intense you can feel safe exploring with your coach.

If the memory involves some “gory” details, you do not need to share them at all! Only share what you feel comfortable sharing. In fact the gory details are not needed for the method to work beautifully. Your coach only needs to know “the essence” of the situation to help guide you to freedom to reclaim your power.

You are not alone; that makes all the difference.

Talking About Memories Is Not “Therapy”

I need to bring this up because it often comes up around this topic: Talking about memories from your life is not “Psychotherapy”. Two humans talking together can talk about anything they choose to; you don’t need a “degree” to talk about memories.

Another important point here is that you and your coach are not just talking about memories. The memories that pop WHILE feeling energy in the body reveal clues that help you regain your power to play fully for your dreams. Everything we do in coaching is about playing for your dreams. That’s it.

The Treasure Map (in brief)

We will talk more about the concept that our fears are like a “treasure map” to our superpowers in the next chapter. The idea I want to share with you now is that every time in your life where you experienced some trouble (or trauma) when you were expressing your power or playfulness becomes an emotional memory that is stored in your body / Non-conscious Mind.

So there are hundreds or thousands of these emotionally intense memories in there that create the energy you feel when you contemplate a socially risky action to play for your dream. Each one has its own Body Belief / Fear; though they tend to have common themes.

Your non-conscious mind is the territory that the treasure map describes. In a safe space, these sensations reveal emotional memories that can provide clues on the treasure map that will lead to your lost Superpowers and Playfulness!

Your non-conscious mind is always ready. (Energy Alignment Game)

Remember the Energy Alignment Game I shared with you in the Introduction.

In several chapters I will elaborate on one aspect of this “game” and connect it to what your Inner Freedom Coach is doing with you.

Your Non-conscious Mind is a big “blob” of everywhere power. Learning how to access, channel and align this power for your dream is an endless supply of fun!

In this model I am highlighting a few key elements:

Body Awareness: This is the ability to close your eyes, scan your body and notice the “energy”; often in the form of buzzing, pressure or tightness. This is also where insights and inner knowing come from. Another smart move is to care for your body so physical ailments are few and they are clearly distinguishable from Inner Knowing signals.

Fears: your fears aim to keep you safe. They are the “friendly ghost” that aims to scare you away from socially risky actions. With practice they can also guide you toward your lost unique superpowers and playfulness.

Desires: your hearts desires light your path when you learn to trust them and act on them. Your BIG Dream is one aspect of your hearts desires.



Beliefs: everything we believe we have absorbed from the world (and people) around us. While some of your beliefs are part of your conscious thinking process, most are embedded in your non-conscious where you are not aware of them. Your dream will require that you bring them into awareness and then uplevel a few and develop some new.

You will notice the symbol for the Inner Freedom Method (the heart energy finding a way through the maze out into the world) at the center of the Non-Conscious Mind Model. The Non-Conscious Mind IS the maze! It is also the territory of the Treasure Map where we will discover your playfulness and superpowers.

As you play for your BIG Dream your non-conscious energy, fears, desires and beliefs will come to light! You will have the opportunity to explore them in deep conversations with your Inner Freedom Coach; this is SOOO powerful. Then you and your Coach will co-create awareness of new choices and new possibilities. Power Up!

Tenacious Self Love!

I recommend you remove these phrases from your vocabulary

An important note: The experience of beliefs and fears limiting our ability to play big for our dream – which is a TOTALLY NATURAL HUMAN EXPERIENCE – has acquired a lot of blame and shame in the personal growth / self-help movement. This is not helpful! You have probably heard or said many of these things. I highly recommend you stop saying them about yourself or anyone else!

- You are sabotaging yourself,
- You can't get out of your own way,
- You are a procrastinator,
- You have self-limiting beliefs,
- You have a gremlin inside of you
- Your EGO is causing your problems
- You need to crush your fear!

I flat out do NOT believe in self-sabotage nor any of these shaming concepts! You will not hear your coach use these judgmental phrases with you.

When you understand how these beliefs, doubts and fears got into you, it doesn't seem right to shame them.

I believe in tenacious self-love! This is where we embrace our humanness with judgment-free awareness. We embrace all of our human experiences and see everything as included in our pursuit of our dreams.

The Freedom to Choose!

The big idea of Inner Freedom is the freedom to choose when you play BIG and when to play safe. It is not that one is good and one is bad as is always portrayed in the self-help world; BOTH are honorable! Your Big Dream is honorable. Your self-preservation beliefs, acquired through a lifetime of experiences, are honorable!

There is social risk and reward with almost every activity in your Dream. That is what play is all about! In any kind of play – but especially in sports - there are constant moments of choice where you evaluate risk and reward in the blink of an eye.

The big idea here is that if you are not aware that the choice is happening, the default choice is to play safe because your body and brain will prioritize safety over fulfillment.

As you continue to practice with your coach you will begin to sense your emerging freedom to choose how you want to play in any moment; and often playing BIG – and taking the risk – will be the clear and natural choice! That is when good things start happening for you... and the people you aim to contribute to.

Prepare for Session #04 – Memory Pops

When you look at the playsheet you can see a new little section called Memory Pops with the popcorn icon.

Here are a few key points about the memory pop exercise.

ALLOW it, don't force it.

One key that I can share with you about this exercise is to just allow a memory to emerge into your mind. You don't need to force it or try to think of it. In fact, trying to think of something will block the flow.

Often times it will start as a vague image.

Often it will seem like the image “has no relevance” to the current situation. HAH. Never underestimate the power of your Non-conscious mind. Trust that whatever is popping up has value; it is part of the treasure map.

This is about gently allowing the non-conscious awareness of the earlier moment to move into your conscious mind and imagination. We all have had many emotional experiences where we experienced trouble while expressing our power; or where we were attempting to use our power to help a situation and it didn't work. These are the types of memories that will pop up when we feel the energy related to the social risks of playing for our dream.

Another key to this part of the method is to avoid predicting what the memory will be. Many people I have coached have a few stories of really troubling life experiences that they remember from time to time. The memories that “Pop Up” during inner freedom are rarely those moments.

You have a lifetime of memories in your non-conscious mind; They are ALL potentially part of the treasure map. Just allow the image of the memory to emerge into your conscious mind... don't force it.

With judgment-free awareness, you and your coach can explore these moment in a way that is illuminating and fun.

We will get deeper into these fun explorations in the next few sessions.

Inner Freedom Coaching Session #4 Notes			Date:
The BIG Dream:			
Explore the Fear / Growth Zone for Pivotal Moments			
CELEBRATIONS / RESULTS	ACTIONS NOT HAPPENING	RESULTS NOT HAPPENING	
PIVOTAL MOMENT	THOUGHTS	BODY SENSATIONS	MEMORY POPS
IT'S NOT SAFE FOR ME TO	HEART'S DESIRE	PRE-PLAY THE MOMENT	
Growth Zone What did you learn... About playing for your dream?		About yourself and your Superpowers?	
Play Plan: What are the actions / perspectives you will focus on?			

Session #05) Explore the Superpower Potential

[Listen to this audio to prepare for Session 5.](#)

In this chapter we are going to dive into 3 important topics.

- 1) Role Play a pivotal conversation. Ideas for conversations to role play.
- 2) How to explore your fears as a treasure map to your superpowers. (I know you have been wondering about this!)
- 3) Inner Freedom Step #5: Explore the Superpower Potential

Let's go!!

Role Play the Pivotal Conversation

Coaching is about practicing moments to help you play better!

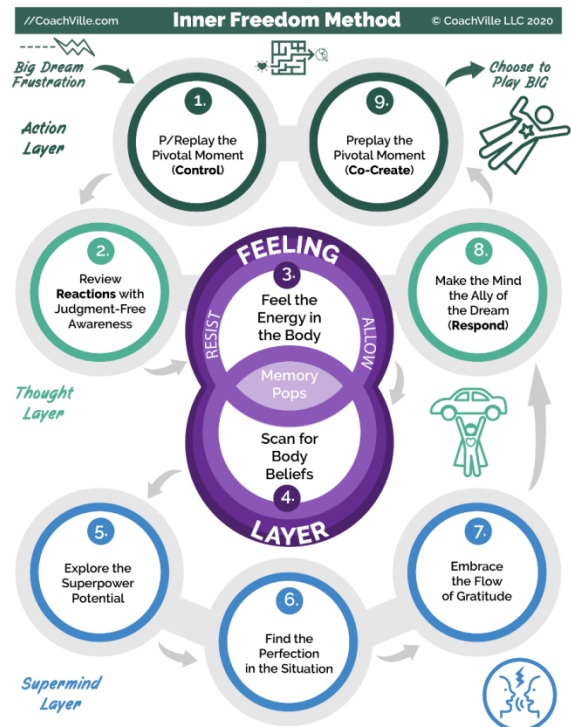
In Inner Freedom we practice together in 2 ways.

- 1) Playing with a moment using your imagination. This is called the Pivotal Moment Technique (we have been doing this in the last few sessions).
- 2) Playing with a conversation by role playing.

A Pivotal Conversation is one where you are relating for influence:

- You might face the fear of rejection
- You might face some inner resistance or hold something back;
- You fear you may lose your clarity of words.
- You doubt that you will be able to create the influence that you desire.

On the next page is the model for the Role Play Technique.



The Role Play Technique

To do a great role play only takes a few minutes.

The role play is where the coach plays the role of the person the player needs to talk with. It could be a specific person. Or it could be a “typical” person for a recurring activity.

Observation ~ Co-Creation

This is on the model to remind you that this is the centerpiece of the coaching relationship and that Role Play is a great way to bring this framework to a coaching session.

Relate for Influence

Coach: while you are co-creating the scenario with your player and then practicing with your player you are also OBSERVING your player.

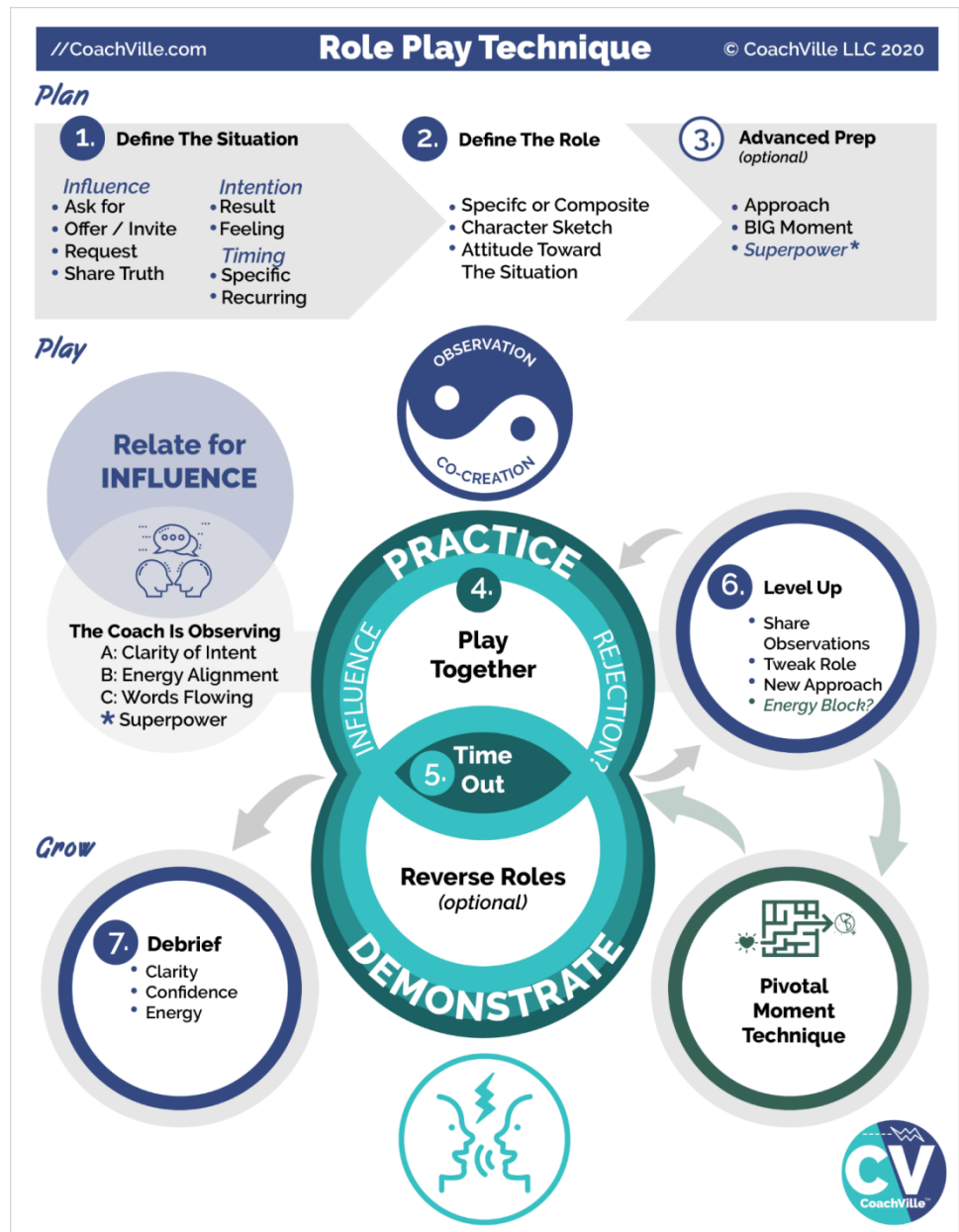
Your Coach is observing:

A) Clarity of Intent – your coach will listen for how clearly you are moving toward your intention.

B) Energy Alignment – while you are playing in the conversation your coach will pay attention to the feelings that they notice.

C) Words Flowing – The words that you speak are mostly effected by your clarity of intent and flow of energy. Yet, sometimes there are better ways to say things that your coach can suggest after a time out.

*) Superpower – This is a subtlety of advanced coaching. If you want to practice a particular Superpower for Influence – which is awesome – then your coach can notice when you use it or AVOID using it.



PLAN

In steps 1,2 and 3 you are sharing just a few details so that your coach can play the scene with a fair degree of authenticity. It is play so it does not need to be perfect or exactly accurate; just close enough for you to “get into the moment” with your coach.

1) Define the situation

What is the influence you are playing for?

- Ask for something
- Offer something they want them to accept
- Invite them to do something they want them to say yes
- Request for support; for an action; for a change
- Share a truth; something they want to say and want to be heard

What is the intention?

- What is the result you are playing for? What do you want the other person to do?
How do you want the other person to feel?
- What is the situation? : Is this a one-time situation with a specific person or is this a recurring situation with a type of person.
- Usually there is something you want the other person to say “Yes” to and commit to an action.

2) Define the “Role”

Is this a specific person or composite of a typical person?

Character sketch: what are their essential qualities?

Attitude: what is their likely point of view about the situation?

Note: To play the role of another person, your coach will not change their voice. They can sound like themselves and still play the role.

3) Advanced Prep

If you have plenty of time you can explore these before jumping into practice.

What is your approach to the conversation? How are you going to authentically move them toward the “Yes” you are playing for?

In the conversation, what is the big moment? Your coach can steer the scene toward this moment.

What is the Superpower you want to practice while you are in the role play?

Through practice you can become the next version of Super YOU!

PLAY

4) Play together

Just jump into the role and play. Don't think about it too much or worry about if you are doing it right! Truly... the more you allow yourself to co-create in the flow, the better the practice will be.

5) Call time out!

Either the coach or the player can call time out to end the scene.

6) Level Up

Talk it over for a few moments.

A) Share observations. What did you FEEL is the most important thing to share because that is the part that will most impact your results; AND that you can explore using the Pivotal Moment technique.

B) Tell your coach if they need to tweak how they are playing the Role in any way?

C) New approach of experiment? Sometimes you will immediately know that you want to try it again a different way. Sometimes your coach will share a few ideas and co-create a new approach with you.

Pivotal Moment

This is what we are doing in this session. See... you are already receiving advanced coaching!!

Play Again

4) After exploring the energy with the Pivotal Moment technique you will jump back into the role play and play again... or a few more times.

Advanced Technique... Reverse Role Play

Reverse Role Play is where the coach plays the role of the player and the player plays the role of the person they are going to talk to.

This can be really powerful for 2 reasons.

1) It gives you – the coach - the opportunity to demonstrate a new way for the player to approach the situation; demonstrating new ways is a classic coaching move.

2) It gives your player the opportunity to put themselves into the perspective and mindset of the person they want to talk to. By “stepping into their shoes” and playing as them, they start to imagine new ways to approach them.

Grow

7) Debrief

Talking together about the role play and pivotal moment experience is an excellent opportunity to capture growth.

Look back on the practice and highlight the three ways to play better while relating for influence:

- Clarity of intent
- Confidence in how the words are flowing
- Energy alignment

It is powerful to experience growth in real time!

BIG LIST of Relate for Influence conversations to practice

The more you study the Dreams of life, like personal growth, business, leadership or romance, the more you realize that communication / relating is the primary activity. Playing for a dream is mostly about talking to other people and relating for influence!



Relating well has MANY underlying factors like clarity of intention, being present, really listening and sharing authentically.

So a BIG part of your coach using Role Play with you is helping you become a skilled relator for influence through practice. In most dreams there are MANY distinct conversations – where social reward and risk are involved - that you can identify, observe and then practice.

Each unique type of conversation is a different skill

The key to a good role play is to hone in on:

A) A very specific conversational skill

OR

B) A very specific conversation situation

Examples of distinct conversation (Skills):

- Make a request for support
- Ask for something
- Make an offer to do or share something
- Ask another person to change their behavior in a positive way
- Introduce yourself in a way that sparks deeper conversation
- Invite someone to an experience with you
- Invite someone to hire you for something AKA discuss the money!

Examples of specific conversation situations:

- I want to ask my boss for the opportunity to lead the next project.
- I want to call Bill from the Chamber of Commerce and suggest that I give a talk at a meeting
- I want to reach out to Sally and let her know that I want to be a part of the community leadership team.

There are so many possibilities!!!

Relate for Influence: Practice together to play better

Let's make the connection between role playing a pivotal conversation and Social Play activity number 1: Relate for Influence.

When you raise your game in “pivotal conversations” a LOT of big things can happen for you. When someone agrees to hire you, buy from you, participate with you, join your team, advocate for you or support you in a big way, your dream can really take off.

Practicing pivotal conversations with your coach can really pay off for you because it can help you uplevel ALL of the elements that lead to a “yes”.

Here are the elements that lead to YES, in order of importance:

- 1) Clarity of intent
- 2) Alignment and flow of energy
- 3) Flow of your words + listening from the heart
- 4) Use your Superpowers for Influence (once you have them unleashed)

You might be surprised to see that “flow of words” is 3rd. YES they are ALL important. But in terms of influence the flow of words is less than clarity and alignment. You know this because you have had many big conversations in your life where you rehearsed the words in your head a hundred times but then in the moment those words didn’t come out the way you envisioned.

1) The first benefit of practicing with your coach is to clearly state your intent. Knowing exactly what you want in the conversation and why you want it is the most important thing. Your coach can help you gain this level of clarity.

2) The next one is alignment and flow of energy. This speaks to the 95% vs. 5% idea I shared with you in the Introduction. When you are talking with someone they feel your energy WAY more than they hear your words. Your energy is what moves them – or not – most of the time.

When you role play with your coach, the MAIN thing they are observing is your energy. And this is the big benefit of practicing with your Inner Freedom Coach. By using the method together you can uplevel your energy into alignment with your dream.

3) The words will flow. Sure there may be a few key phrases that you want to plan and practice. However, the path to success is to get the first three items elevated so that you can trust yourself to speak from the heart.

After a few experiences of practicing pivotal conversations with your coach and then playing for your dream out in the world... you will realize that having an Inner Freedom Coach is an amazing investment that pays dividends!

While you are speaking from the heart, you also need to listen from the heart. Being present and really hearing the other person will improve your heartfelt flow of words. This takes practice!! In deeper and more extensive role plays your coach can help you improve in this skill.

4) We all have a unique way of relating for influence. And as we have discussed often, many of our powers were squashed earlier in life... but especially when it comes to playing for yes. I have coached many people that have been shut down to the point where they are terrified to ask for anything. So this kind of situation is definitely an opportunity to explore for your lost power.

The great thing about role playing is that you can practice using your power in a safe space and build confidence to the point where you feel really good about being yourself and expressing what you really want or need to say.

Super YOU (Energy Alignment Game)

“A Superpower = A unique ability that you can practice until it is capable of making a BIG IMPACT”

Inherent to the desire to pursue a BIG dream is the requirement to become the next version of you; which means developing your Superpowers. So Fun!!

The flying person wearing the star is the symbol of expressing unique power in the world to have a positive impact on situations and for the good of others.

This includes expanding your mastery of abilities that you have already expressed. AND it also includes discovering and unleashing aspects of you that have become hidden in shadows of social fear while you adapted to the environments of your life so far.

This discovery process is baked into the wisdom of your BIG Dream!

You will identify your Superpower potential by exploring actions in the world required to play for your dream and noticing the social fears that you experience. Using the Inner Freedom Method your coach can help you find the unique energies hidden behind your social fears.

Then, you will practice bringing Super YOU into the actions and situations of your dream. AND, during a role play you can practice the situation while specifically expressing one of your newly discovered superpowers.

SOOOOO GOOOOOOD!!!!

Step #5: Explore the Superpower Potential

Understanding the nature of the treasure map gives us a foundation to explore Inner Freedom Step #5. You are playing with a Pivotal Moment where you experience the Pull. You have the moment alive in your imagination; you notice your thoughts, you feel the energy in your body.

Often while feeling the energy or shortly after you will have a memory pop of an earlier event in your life. You now know how that emotionally intense memory got in you!!

Your coach will ask you to explore the body belief: It's not safe for me to: {fill in the blank}.

This gives language to the feeling. Just let the words pop up; don't try to "think" of the words.

Step #5 is to explore both the memory pop and the social safety instinct / preservation body belief to look for clues about the power or playfulness that you were expressing or trying to express in that moment.



Clues from the memory pop

- What was going on?
- What were you doing?
- Someone didn't like your behavior or attitude; what didn't they like?
- If you were trying really hard to help someone or improve a bad situation, what were you trying to do?

Don't expect crystal clear answers from this exploration; though sometimes that will happen. Most of the time you will have a feeling about it and the clarity will come later.

In the next section I will introduce you to a more detailed version of the Superpower playsheet we used in Chapter 1. There are a lot of provocative words and phrases for Superpowers for change. Often by scanning this page after a session a phrase will jump out at you to articulate the power you were using or trying to use in that moment.

It's fun!

Detailed Superpower Playsheet

In Chapter 1, I shared a playsheet with 64 Superpowers for change listed on it. I encouraged you to read it over and pick out a few Superpowers that you want to "become" in the next version of you.

Now that you know more about your dream, more about YOU and more about how you came to fear your most unique powers.... Let's take a deeper look at this list. On the next page is the 64 Superpowers for Change again; as I shared before, it is loosely based on the "I-Ching" (Book of Changes).

There are a few ways to use this chart.

- 1) Read it over a few times to look for the unique powers you are noticing within you AND your Dream needs you to develop them and express them NOW.
- 2) Look at it after each session to see if there is a Superpower that relates to the pivotal moment or memory pop you just explored; feel into the earlier experience. You were expressing SOMETHING. What was it? Look at this page of superpowers to find a phrase that resonates with you.
- 3) Read it over and while thinking of each of the 4 areas of Social Play:
 - You have Relate for Influence Superpowers
 - You have Create for Expression (to share) Superpowers
 - You have Explore for Visibility Superpowers
 - You have Experiment for Change Superpowers

Look for them on this page!

Feel free to mix and match words and phrases to create the phrase that really feels true for you.

What are your Superpowers for Play?



Imagine who your dream needs you to become. Choose one Superpower for each aspect of Play.



Relate for **INFLUENCE**



Create for **EXPRESSION**



Explore for **VISIBILITY**



Experiment for **CHANGE**

- | | | |
|---|--|--|
| 01 Creative Self-Expression
◆ Aligning with universal expansion | 23 Express Complex Ideas Simply
▣ Find what is essential | 44 Build Teams and See Patterns
▶ Alert to instinctive clues |
| 02 Receive Higher Guidance
◆ And all support | 24 Inventive Thinking
▼ Review and rationalize | 45 Tribal Leader
▣ Provide wellbeing for your people |
| 03 Implement the New
▣ Using principles of organizing | 25 Innocent Trust
◆ Accept universal love | 46 Love of Your Body
◆ Delight and determination |
| 04 Pursue Answers
▼ That create understanding | 26 Accumulate Material Rewards
▣ Artfully balance needs | 47 Figure Out How
▼ Transcend through transmuting fear |
| 05 Trust Inner Timing
▣ Attuned to the natural world | 27 Nourish Well-Being
▣ In many forms | 48 Depth of Natural Ability
▶ Keeping fresh becomes wisdom |
| 06 Maintain Emotional Balance
◀ In intimacy and conflict | 28 Play with Tenacity
▶ Meet life's challenges | 49 Wise Rebel for New Principles
◀ Timing waves of change |
| 07 Support Shared Interests
◆ The guide at their side | 29 Commit then Persevere
▣ Never give up | 50 Elevate Tribal Values
▶ Traditional or novel with merit |
| 08 Trusted Agent for Creatives
▣ Impresario of style | 30 Intense Desire
◀ With total engagement | 51 Act with Shocking Initiative
▣ Arousing alternative possibilities |
| 09 Attentive Focus
▣ Fascinated by features | 31 Natural Influence
▣ Provide guidance and instruction | 52 Gain Perspectives through Stillness
▣ Show restraint |
| 10 Empowered Self Love
◆ And appreciation of life | 32 Endure by Adapting
▶ Balance continuity and change | 53 Initiate Experience
▣ Pressure and desire to expand |
| 11 Espouse Ideas
▼ That promote harmony | 33 Mindful Narrator
▣ After retreat and recharge | 54 Ambition to Advance
▣ Independent when subordinate |
| 12 Romantic Perception
▣ For a better future | 34 Great Power
▣ Fueled by inner balance | 55 Access to Spirit
◀ Emotional waves trigger creativity |
| 13 Listen with Acceptance
◆ Appreciate uniqueness | 35 Seek Experiences
▣ Learn from everything | 56 Tell Meaningful Stories
▣ Travel to find stimulation |
| 14 Excellence with Prosperity
▣ Commitment to becoming skillful | 36 Resolve Crisis
◀ Ride the emotions | 57 Gentle Intuitive Clarity
▶ Vibrational sensitivity to truth |
| 15 Adaptable Magnetism
◆ Friends at all levels | 37 Develop Harmonic Friendships
◀ Community foundation | 58 Joyous Vitality
▣ The spark to engage with life |
| 16 Choose then Enthuse
▣ Develop versatile skills | 38 Inspired Fighter
▣ For freedom and underdogs | 59 Penetrate Barriers to Intimacy
▣ Establish union |
| 17 Debate Opinions
▼ For future well-being | 39 Dynamic Activist
▣ Embrace the world mirror | 60 Resourceful Facing Limitations
▣ Practical magic |
| 18 Improve Integrity
▶ Review everything for flaws | 40 Accomplish Great Feats
▣ With unshakable resolve | 61 Inspired by Wonder
▣ Search for a bigger "why" |
| 19 Approach with Sensitivity
▣ Inner drive to connect | 41 Imagine Fulfilling Experiences
▣ Emptiness leads to fantasies | 62 Logically Organize Details
▣ Precision planning |
| 20 Assured Presence
▣ Anticipate the right moment to act | 42 Respond and Complete Things
▣ Enjoy growth as a benefit | 63 Inspired by Doubt
▣ Critical perception and inquiry |
| 21 Take Charge Naturally
▣ Authority for common good | 43 Breakthrough Perceptions
▼ Assimilate new concepts | 64 Inspired by Possibilities
▣ Seeking a perfect answer |
| 22 Gracious with Emotions
◀ With beauty and affection | | |

These 64 Superpowers are loosely based on the I Ching (Book of Changes).



Prepare for Session #5 – Superpower Potential

Whew! This chapter had a lot to offer.

Let's do a quick walk through of the Coaching Notes sheet and notice a few new elements from what we have seen so far.

1) Where the Pivotal Moment section usually is, we now see a Pivotal Conversation. This is a special subtopic of a Pivotal Moment where we start with a Role Play.

AWWW Yeah.

Here is how it works. Usually in Step #1 you play a moment in your imagination. Here you will play the moment with your coach in a role play. Then Steps #2, #3, #4 and #8 are the same as you have done before. For Step #9 rather than preplaying the scene in your imagination, you jump back into the role play conversation with your coach.

You will be amazed at how different it feels and sounds the second time!

And you will likely feel empowered to take the risk – whatever the conversation was – soon after the session.

2) You see a new section for Step #5: Explore Superpower Potential.

This will be a regular part of each coaching session moving forward. Now that you have some comfort level with the basic steps of the Inner Freedom Method it is time to start exploring the treasure map for your lost powers.

There are a few points I want to share here:

1) The main benefit of the Inner Freedom Method is that actions that seemed hard or scary for some reason just become easy. Often results that were not happening just start happening. This experience often comes down to you expressing your playfulness and power in a new way. You may not necessarily be able to NAME the power; it just happens.

2) I have shared with you a few tools to help you give names to these powers. It's a fun exercise AND when you can name it, you can own it. You can practice it and use it intentionally.

3) When you are exploring a Pivotal Moment with your coach you may not be able to name the power while you are in the session. But if you scan the Superpower Playsheet after the session, something will jump out at you. Or you might find yourself expressing that power again naturally – now that it is unleashed – and after a few times you will be able to name what it is.

The most important thing is to keep playing. Enjoy your adventure. Enjoy your emerging freedom to express your power.

Inner Freedom Coaching Session #5 Notes			Date:
The BIG Dream:			
Explore the Fear / Growth Zone for Pivotal Moments			
CELEBRATIONS / RESULTS	ACTIONS NOT HAPPENING	RESULTS NOT HAPPENING	
PIVOTAL CONVERSATION	THOUGHTS	BODY SENSATIONS	MEMORY POPS
IT'S NOT SAFE FOR ME TO	SUPERPOWER POTENTIAL	HEART'S DESIRE	PRE-PLAY THE MOMENT
Growth Zone What did you learn... About playing for your dream?		About yourself and your Superpowers?	
Play Plan: What are the actions / perspectives you will focus on?			

Session #06) Find the Perfection

And the Supermind Layer

[Listen to this audio to prepare for Session 6.](#)

In this chapter we start our transition into the deeper parts of the Inner Freedom method.

- 1) We will explore the Supermind Connection which is part of the Energy Alignment Game.
- 2) Your Fears are a Treasure Map to your Superpowers... the details.
- 3) Step #6 Find the Perfection in the Situation
- 4) A Coaching Proficiency called: Recognize the Perfection in Every Situation

Remember the Energy Alignment Game

Over the 2nd half of the program we are going to continue to explore the Energy Alignment Game.

The BIG idea is this: the results we co-create in life are only partially caused by our actions; the energy behind our actions is mostly responsible for how results are co-created. Steps 1,2,3,4,8,9 that we have played with so far are focused on the Non-conscious Mind and Playful Conscious Mind.

In the Inner Freedom Method Steps 5, 6 and 7 are part of what we call the Supermind Layer where you strengthen your connection with Life Force Energy. (“Use the Force Luke”)

In these steps we also intensify our treasure hunt for Super YOU!

So let's explore a few details about the Supermind Connection before we dive into Inner Freedom Step #6.

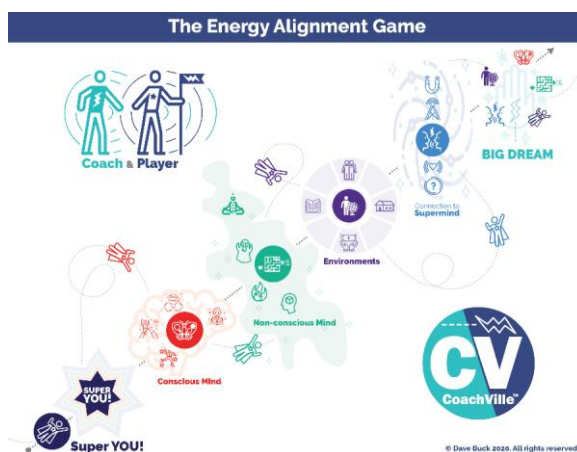
The Supermind Connection (Energy Alignment Game)

The Supermind is the web of Consciousness that we all have access to. It is sometimes referred to as “The Universe”, “The Field” or Life Force Energy.

This is another aspect of life that will provide an endless supply of insight and fun when you approach it with a sense of wonder.

The Supermind is responsible for spontaneous insights, synchronistic events and profound inspirations. The Supermind is essential to the coaching relationship!

When you think of someone who you haven't spoken to in a while, and then shortly after they call you seemingly “out of the blue”, this is the Supermind in action.



When you are talking with your coach and a new idea “comes to you” while you are talking or your coach has an “inkling ” or “a flash” about your superpowers, this is the Supermind in action.

There are many ways to play in this realm to get into alignment with your BIG Dream.

The “?” symbol indicates living by BIG questions and staying open to “answers” as they come to you.

The **emanating heart** is the symbol for the well-known process of gratitude which is an essential practice for Supermind Connection.

The **radio tower** is the symbol of the power of thinking about and speaking your Dream and intentions; putting them “out there”.

The **magnet** is the symbol of attracting experiences that move you toward your dream as long as you stay open to the perfection of each situation. People and experiences are drawn to you by the magnetic power of your BIG Dream.

As your Supermind Connection gains strength it feels like you are co-creating with Life Force Energy. It feels like events are happening in favor of your dream; it feels like the Supermind WANTS your dream to happen as much as you do.

The AWESOME thing is that expanding your connection with The Supermind is baked in to the Inner Freedom Method that your coach is using! The talking faces with the lightning bolt is the symbol for our Coaching Relationship model at CoachVille.

When you share your dream with a coach it amplifies your connection to the Super Mind! This is why your coach asks you to speak your dream at the start of every session; sharing your dream with your Coach and your Dream Team amplifies your connection to the Supermind because we are all connected to it.

When your coach asks you a provocative question that sticks with you for a few days... and then insights start coming to you, this is the Supermind Connection in action.

Your Fears are a Treasure map

Let’s go deeper into this idea that your fears are a treasure map to your playfulness and Superpowers.

I have been a Professional Life Coach for 24 years – that means people pay me to help them Play Life better. I have coached over 1,000 individuals. SOOO fun.

This Inner Freedom Method is based on what I have figured out while coaching amazing people who really want to be free and contribute value in the world; that’s who I coach.

Here is a brief recap of a few ideas:

I have learned that EVERYONE has a dream in their heart that will call them to adventure to contribute to the world. That is why you have a Life Coach right now!!!



AND everyone has absorbed a lot of Social FEARS from their environment throughout the course of their life time.

I have coached many people to reclaim and unleash their superpowers on our Human Journey together. A big insight I have developed is the idea that our fears are a treasure map to our superpowers.

It is a quirky concept. Here are a “baker’s dozen” ideas to help you understand it and embrace the adventure.

1) Your Superpowers = your voice, your value, your impact

A superpower is an energy or ability that you can practice to become capable of a big impact on people and situations. You are here to contribute your value and use your voice to uplift the Human Family in some unique way. There is a reason you are here. And that reason may evolve many times in your life time.

2) It’s a treasure map not a road map

The Industrial Age hyper focus on control and logic - there is a right way to do everything; there is a correct answer to every puzzle – has gotten us out of balance with life. Logic has its place; but most of life does not run on logic nor should it. There is not a step-by-step task list for most things you want to accomplish in life and there is definitely not one for recovering your Superpowers.

A treasure map is about looking for clues, reading mysterious signs, solving puzzles without enough information and trusting your inklings and intuition. When a challenge comes your way, there is probably a purpose for it. Look deeper. Pay attention to any sleeping dreams that you remember. Allow yourself space and time to just “Be” so that flashes of insight can come to you.

3) You have a LOT of energy and abilities and possibilities that you are not currently aware of

You were born with a host of energies and abilities. All of them have value for you to share with others and a few of these have Superpower potential; Aka the potential for BIG impact. The need to belong with family, friends, teachers, communities and then co-workers often causes us to hide our uniqueness. This is part of every human story! The purpose of your BIG Dream is to call you out into the bigger world to discover your power and find the people who want and need the WHOLE you... SUPER YOU!

4) You are allowed to change

You don’t need to be consistent. You don’t need to stay the way you have always been. These notions are artifacts of the Industrial Age mindset where everyone was supposed to be “like a machine”. You are not a machine. You are a Human and beyond being allowed to change... you are SUPPOSED to change as you gain wisdom from life’s challenges. You can evolve the way you see the world. You can change your perspective. Most likely, some people won’t like this. See Point #6

5) You CAN change / uplevel

You CAN change. You can become the next version of you. You can add capabilities and make more powerful use of the capabilities you are using already. However in order to add new capabilities you are going to have to PLAY... try new things... experiment... take

risks. The reason most people stop changing is because they stop playing. People mostly stop playing because of the risks of social play: rejection, mistakes, trouble, disappointment... and failure. The key is to tap into your inner urge to become and allow yourself to play: relate, create, explore, experiment. Remember anything that you cannot control but you can influence is an opportunity for play.

6) Some people won't like you becoming Super YOU...

You have to embrace the notion that some people that you care about don't want you to change. Or if they do want you to change it is according to their standards; not the changes your dream needs.

Always remember there are two transformational power sources inside of you: the urge to become and the need to belong. If someone in your life doesn't want you to change – take more social risks; become more powerful – the need to belong is going to pull you back. It's going to hurt.

I have coached so many people who started into an adventure with the belief that their spouse/child/parent/friend supported them 100%, only to find out that this was contingent upon them not changing in any way. This created a lot of pull back.

So part of your adventure is going to include influencing the people in your life to get on board with your Dream and who YOU will become in the process. Be prepared to have lots of real conversations. Hint: you can role play these with your coach.

Also be prepared to find new people to play bigger roles in your life; people who ENCOURAGE you to become Super YOU and embrace who you are becoming. We call this your Dream Team.

A quirky related note...

I have coached players who were holding on to a version of themselves that a parent / friend/ teacher wanted them to be... even when that person was no longer in their life (or even on the Earth). That person from their life history wanted or needed my player to be a certain way... so they adapted to please them and maintain belonging with them. They found themselves staying that way to honor their memory. They had to find a new way to honor the memory and trust the calling of their dream.

7) You are wasting a LOT of energy holding your own power back

Have you ever been in a situation where you were looking after some young humans (say 2-5 years old) and you were trying to contain them; to keep them "safe"... from everything? It takes a tremendous amount of energy to contain the playful energy of a 5 year old wielding their creative power! This is a great analogy for what is happening inside of you.

Your playful self is eager to take action to co-create your dream in the world. Meanwhile your preservation instincts are trying to keep you "safe"... from everything... by curtailing your playfulness and your unique creative power. Your inner self feels fear because you got "in trouble" for using that power when you were small. (Remember from Chapter 4)

Now you find yourself in an inner "tug of war" that is quite exhausting!; needing sugar and/or caffeine to power you through the day. Because safety and self-preservation are the default priority, your non-conscious energy is pumping up your mind with ways to distract your focus so that you don't take any social risks; and to keep your power under control.

What your coach is doing with the Inner Freedom Method is to focus as much of YOU as possible onto your Dream so that it can attain equal footing with self-preservation.

As you become more at ease within your Self, you will recoup soooooo much energy; energy that you can use for your Dream!!

8) Moments when your unique power got you in trouble

Because the Industrial Age mindset got everyone so hyper focused on control our playfulness and self-expression got us into trouble a lot... at home, at school (for sure) and in jobs (double sure). (again from Chapter 4)

All of these moments hurt, but ...

**Your moments of unique creative self-expression
where you got in trouble for “being yourself”
are traumatic moments that hurt the most
and become your deepest fears.**

These were intense experiences. But the good news is that these experiences leave clues in your non-conscious mind; clues that you can explore with your coach to find and restore the power that you lost!

9) Moments when your power failed you

Another pattern that I have seen in many players is this: an earlier moment when someone (or something) they cared about was suffering or in some kind of trouble. And they attempted to use their power to help them, but it didn't work. They tried so hard, but they failed to have the impact they wanted to have.

These are also intense moments when our power can go into the shadows. But again, these experiences leave clues... they are on the treasure map... and you will find them when you adventure out to live your dream.

10) Where there is fear... there is desire.

If you make fear your enemy it will defeat your dream

If you make fear your friend it will guide you to it

You've heard the expression: “where there is smoke there is fire”.

This is exactly like that: **where there is fear there is desire.**

When you move into action for your dream and experience the pull back to safety... the pull of fear... this is a Pivotal Moment. This is a moment where you have the desire to use your power... so you feel the fear of using your power.

When you explore one of these “pull” / pivotal moments with your coach, you are following the treasure map together. Each time you will learn more and more about the fears you have absorbed, the desires urging you forward and the Superpower potential that is within you.

11) Follow your hunches and inklings about actions for your dream...

The more you focus on living your dream, the more you will experience inklings and intuitions about what you need to do. This is the Supermind in Action: when you THINK

and IMAGINE your dream it activates the Supermind Connection and these inklings pop into your mind.

Follow these hunches and inklings... try new things and take social risks. Your dream is calling you into the world of people to contribute your voice and value. Expand your self!

Quite often these hunches will pull you into a Pivotal Moment where you experience fear. It can feel like logic trying to “talk you out of it”. Your Dream is not dependent upon logic nor control. It is dependent upon play and growth. Notice the fears that come up... be super curious... explore with your coach.

12) Trust Your SELF and Honor all parts of YOU

One of the big side effects of these earlier moments where we experience trouble while being ourselves... in addition to our power going into the shadows... we often lose trust in ourselves at the same time. This lack of self-trust leads to all sorts of dilemma, an underlying sense of anxiety and low self-worth being the most troubling.

A big step back to Super YOU is when you honor all parts of YOU... including your doubts and fears! Understand that you got them from your environment and they are based in the need to belong which is essential and honorable. Be curious and cultivate judgment free awareness toward everything you are feeling and experiencing.

Trust yourself first to notice and consider the actions you desire to take in pursuit of your dream. By practicing with your coach you will gain respect for your ability to play with your power AND to respond powerfully to the challenges that will inevitably arrive.

13) Expect a lot of back and forth; go and stop

Some days you will move powerfully into the Growth Zone toward your dream. Other days the FEAR feels big and the Social Survival Imperative pulls you back into the Preservation Zone.

The path through the Superpower Zone to your BIG Dream is not a straight path; not by a long shot. Expect to zig zag all over the treasure map!

AND... with your coach by your side you will make more and more moves into the Superpower Zone! AWWW Yeah! That’s how you live the dream. Thanks Coach!

Step #6 Find the Perfection in the Situation

Finding the perfection in a situation is a transformational process that can take many forms. The essence of it is this: Each experience serves a meaningful purpose in your life; and in addition is possibly providing some value in your ability to live your dream.

AND with really troublesome or traumatic experiences you may never be able to “find” the perfection and that is OK.

Finding the perfection in situations dramatically expands your connection to life which is a huge confidence booster... but it takes some practice. This is where your Life Coach comes in!

By the time we arrive at Step #6 in the Inner Freedom Method you and your coach are playing with 2 distinct and related moments. The first is the Pivotal Moment of Choice in



the present that you are playing with. The second is an earlier moment in life that may have “popped” up while feeling the energy in your body.

As we move deeper into the method over the next few sessions your coach will explore both moments with you for “perfection”. The idea is that your BIG Dream is a magnet that draws experiences to you. Many of these experiences are awesome and fun while some seem really difficult or even troubling BUT they are exactly what you need to experience to step into your power and live your dream.

This perspective is often difficult to see on your own, and as I said before, with your Life Coach with you it becomes much easier and clearer.

Coaching Proficiency: Recognizes the Perfection in Every Situation

I love sharing ideas from our Coaching Programs with you as part of your experience of having an Inner Freedom Life Coach.

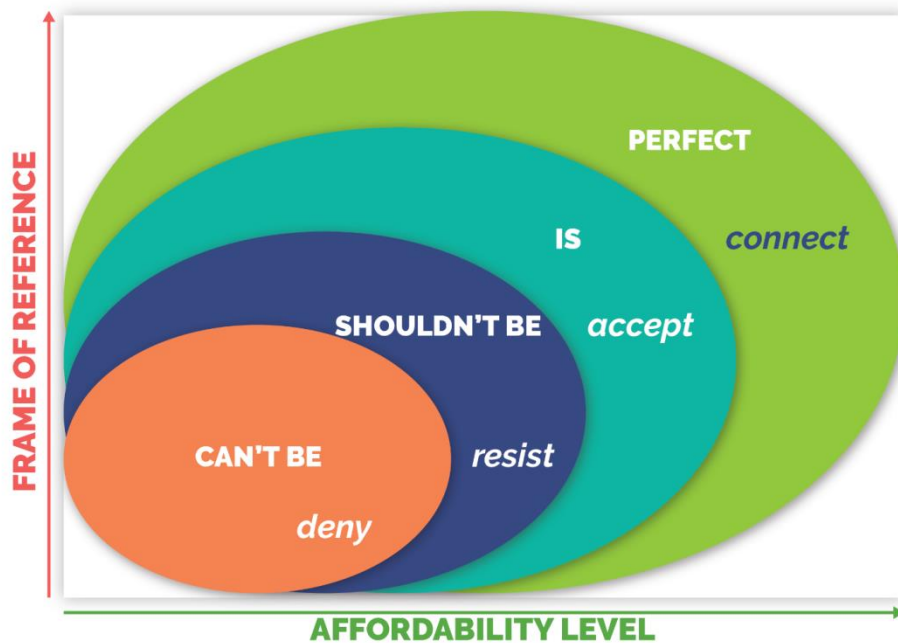
CoachVille founder Thomas Leonard (and the founder of professional Life Coaching) was really big on the idea of a Life Coach and Life Player (YOU!) looking together for perfection in situations. He wove it into almost every program he created and we have continued along that path.

From Thomas...

“One way of looking at life is to believe that everything happens for a perfectly good reason, even if we cannot always see or know that reason within our own lifetime. The point here is to look for and find how a player's event, problem, situation or trait is perfect, even if it's clearly not. Seeking to understand and recognizing perfection first, instead of offering tips, techniques and solutions as a knee-jerk reaction, is what the Great Coach does naturally.”

“Recognizing perfection doesn't mean that things are "ideal" or the way the player would have consciously chosen it. It does mean being able to identify different possible meanings, seeing multiple realities. You may need to transcend your own bias against the word ‘perfect’”.

#7. Recognizes the Perfection in Every Situation



© 2020 by CoachVille, LLC. License required for use.



When you can recognize the perfection of the situation you feel a deep connection to life, the Supermind and to the meaning of your dream.

Here is a list that Thomas created to compliment the model above:

Things that don't seem perfect, yet can be seen as perfect

- Failure
- Resistance
- Missed opportunity
- Frustration
- Confusion
- Dislocation
- Sliding backward
- Mistakes
- Financial loss
- Stress
- Difficult relationships
- Competitive threats

What Inner Freedom is

Now that we are half way through the experience, let's do a quick recap on the Inner Freedom Method

Inner Freedom is the ability to choose when and how to get your hearts dream out into the world – through the maze of non-conscious beliefs and fears that are trying to keep you safe by avoiding social risk.



The symbol of the Inner Freedom Method is the heart moving through the maze toward the world.

This is a transformational experience:

From: fear, emotions and “limiting” beliefs are something you "power through"; the non-conscious mind is dark and mysterious and must be avoided.

To: you can play with fear and emotions; you can uplevel your beliefs; and the non-conscious mind is a vast resource of wisdom and power.

The BIG idea is that you can approach fear with the spirit of play and explore it with curiosity like a treasure map. This brings deep understanding to the self-preservation patterns that are creating conflict with your desire to play BIG for your dream.

With expanded awareness we can transform inner conflict into positive energy, joyful self-expression and deep confidence. This leads to the freedom to choose playful actions that require social risk and the ability to co-create your desired **results and experiences with the world!**

Prepare for Session #6 – Find the Perfection

How are you doing with noticing your pivotal moments?

Is it getting easier to hone in on the moment with the greatest upside potential for your dream?

These are usually the ones with the biggest growth opportunity.

Let's have a look at the coaching notes playsheet for Session #6.

We start off the same way we do each session:

Sharing your current version of your BIG Dream.

Sharing celebrations and results

Exploring Actions and Results that are no happening.

Next we get into the Steps of the Method.

Notice the writing spots are getting smaller! This is because now there are 9 sections whereas before

Inner Freedom Coaching Session #6 Notes			Date:
The BIG Dream:			
Explore the Fear / Growth Zone for Pivotal Moments			
CELEBRATIONS / RESULTS	ACTIONS NOT HAPPENING	RESULTS NOT HAPPENING	
PIVOTAL MOMENT	THOUGHTS	BODY SENSATIONS	
MEMORY POPS	IT'S NOT SAFE FOR ME TO	SUPERPOWER POTENTIAL	
FIND THE PERFECTION	HEART'S DESIRE	PRE-PLAY THE MOMENT	
Growth Zone What did you learn... About playing for your dream?		About yourself and your Superpowers?	
Play Plan: What are the actions / perspectives you will focus on?			

there were 8. In session #7 there will be 10.

There is a section for each step of the method. PLUS there is a section for Memory Pops. This is not a “Step” but when it happens you want to write it down.

Notice the Find the Perfection section – for Step #6 - is on the sheet now.

Then at the bottom are the sections for the Growth Zone and your Play Plan.

Remember that with your coach you will probably only talk about new items that came up in the session. Then you write up your complete Play Plan with all of the playful actions you are focused on for the week.

Ready to play...

For this session with your coach, choose a pivotal moment that you know has great potential to unleash your Superpowers! In other words, choose a moment where you are experiencing a lot of fear. ;-)

Session #07) Flow of Gratitude

[Listen to this audio to prepare for Session 7.](#)

In this Chapter we will explore:

- 1) The Power of Your BIG Dream (The Energy Alignment Game)
- 2) The 3 Energetic Transformations of Inner Freedom
- 3) The fun and freedom of the 95%! Why actions and results happen easier
- 4) Another look at pivotal moments and social fear
- 5) Review the complete method
- 6) Step #7 Embrace the Flow of Gratitude
- 7) Prepare for Session #7

Whew! Here we go.

BIG Dream (Energy Alignment Game)

How are you feeling about your BIG Dream?

Are you playing for the life you truly desire, WAY beyond what you can control on your own?

Are you noticing that your dream “attracts” to you a wide variety of new experiences and challenges?

I hope so!

I shared with you a few ideas about your BIG Dream in the Introduction. Keep Dreaming!

Now you have experienced orienting toward your dream with the Inner Freedom Method

Speak your dream every week. Allow it to guide you and your actions and NOTICE the situations that your dream attracts to you.

Also... the BIG question near the end of every Inner Freedom Coaching session: What does your dream want you to do?

This gives your dream a life of it's own; a voice of it's own. It's powerful.

Now that we are a little ways down the path I want to share with you a few more ideas about playing for a BIG Dream.

BIG Dream Insights

It takes courage to play for something beyond what you can control but you can influence. Embrace the idea that YOU are a person of courage. Note: the word courage comes from the French word “Coeur”, which means heart. You are a person of heart!

Also, your dream takes you out of the self-preservation zone where everything is predictable and safe and out into the wild world of the unknown. Try to remember that this is the fun! LOL. Even when it doesn't seem like so much fun.



When you are new to playing BIG for a Dream your dream can evolve or even change completely quite often. This is OK! Go with the flow. AND at some point it will serve you to speak a dream and play for it full-on for a period of time... say 3 months. Then every 3 months step back and choose to keep going or change the dream.

The reason for this approach is that it is more powerful when you play full on with every situation and challenge without needing to step and wonder: “mmm is this the right dream for me?”

The “Video Game” Metaphor

A fun way to think about your BIG Dream is to imagine that the world is a video game console and your BIG Dream is a game that you pop into the console to play.

As you pop the game into the console new situations and challenges are presented to you on the screen. These situations require you to expand your capabilities as you move toward the intended outcomes of the game.

Your BIG Dream is a lot like that. As you speak a dream with strong intent to play, suddenly your life has new situations and challenges that are asking you to grow.

Just like a good video game has a sequence of levels that get more and more interesting and challenging; a good dream also has many levels. The difference is that a video game is created from the imagination of the game designers, your BIG dream is created from YOUR imagination.

SOOOO MUCH FUN!

The 3 Energy Transformations of Inner Freedom

Next I have a model for you that displays the energy transformations that you have experienced in the first six sessions with your Inner Freedom Coach.

First lets recall the Inner Freedom Method model:

The Action Layer: Transform from Control into Co-create

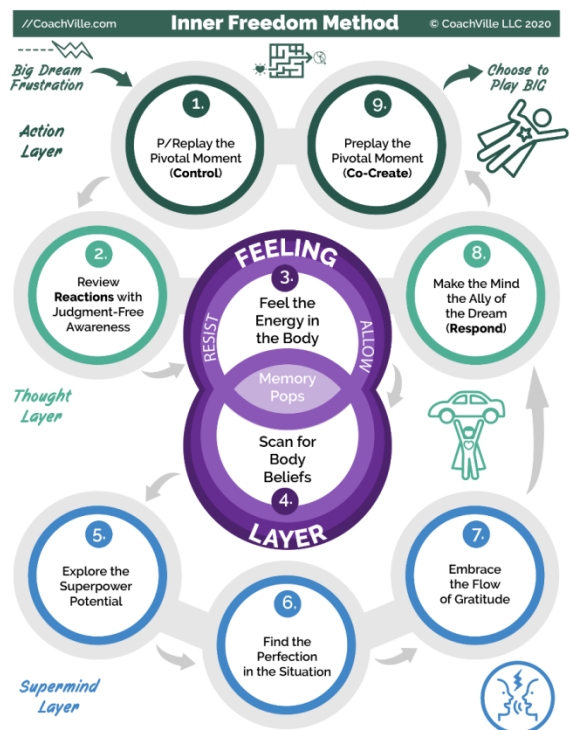
The Thought Layer: Transform from React to Respond

The Feeling Layer: Transform from Resist to Allow

As you experience these energy transformations you get into the flow of the connections between you, your dream, your life and the world you aim to impact.

From Preservation and Avoid Social Risk to Inner Freedom and Choice

Remember the “Human Journey with a Coach Model” and “The Pull”.



The transformation we are playing for together is to go from being stuck in the Self-Preservation zone where we avoid social risk to the experience of Inner Freedom and the ability to choose when to play BIG for our dreams by using our playfulness and Superpowers.

This is a deep challenge because the need for belonging is such a powerful force in our Inner World. If you are in an environment where it is not safe to be ALL OF YOU – as most people are – your Human Nature superpower of belonging will naturally avoid social risk.

Add to it the hyper-control and perfection trap of the Industrial Age and it is easy to see why we avoid social risk.

This model will show how the Inner Freedom Method with a coach is guiding you toward transformational shifts in 3 layers of your experience. **We will go down the left side and then up the right side.**

We come into the Inner Freedom experience with a sense of frustration about our actions or our results. We are attempting to control something and it is not working. This is revealed in Step #1.

Often in this state of frustration we have reactive thoughts that something must be wrong with our situation or with ourselves. We resort to the Industrial Age formula: work harder in isolation. This is revealed in Step #2

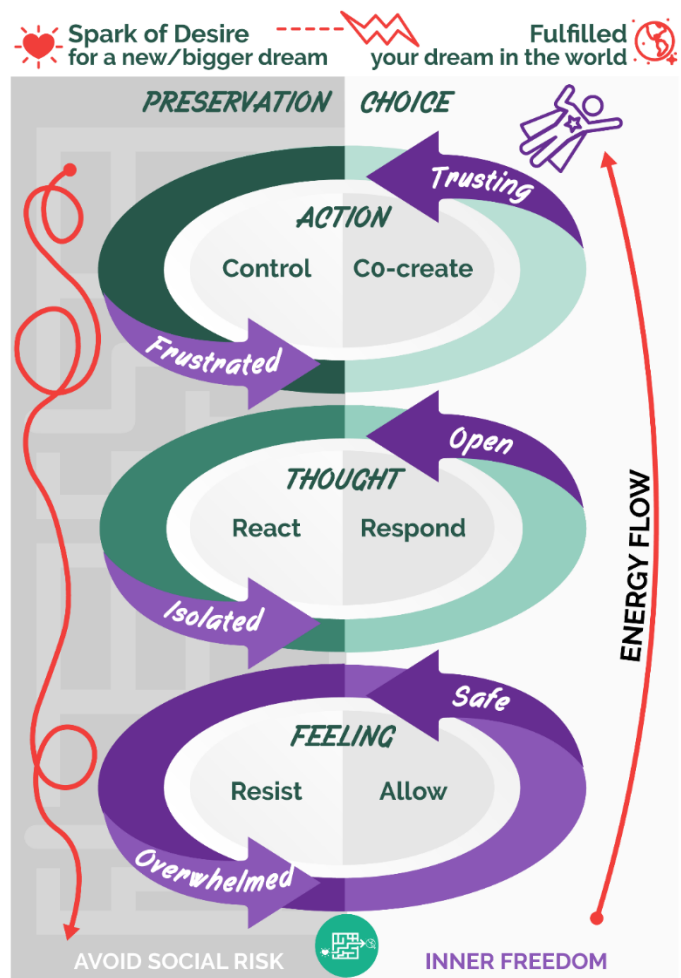
From Resist to Allow in the Feeling Layer

There are actions that we want to take in the world but they involve social risk. These social risk activities almost always bring about a sensation in the body somewhere. If we resist or ignore these sensations we feel overwhelmed; often we do a task or “safe” activity to distract ourselves; like scrolling through social media.

This brings us to Step #3 where we scan the body for physical sensations.

By feeling into the energy and allowing it to be there in the safe space of belonging provided by your coach you begin to feel safe within your body.

From React to Respond in the Thought Layer



When you feel safe within your body everything changes! Your mind opens up to new possibilities and can think from the desires of your BIG Dream. This brings us to Step #8 where you can now respond to your situation with creativity and enthusiasm. Your mind can now align with your dream and come up with actions that are clear and brave.

From Control to Co-Create

After your mind opens up you move into a space of trust. You can trust yourself. You can trust life. You can trust your dream. **You can trust that the situation you are facing is here to propel you into your dream.** You can trust in the value of what you are aiming to do in the world. From this state your imagination can move into a powerful co-creative place and you can pre-play the pivotal moment with ease and power; you can imagine yourself as Super YOU.

YOU out in the world

After the Inner Freedom experience the pivotal moment that felt so difficult suddenly seems easier; your actions flow with clarity of purpose; often requiring very little time. With the energy aligned the results start to happen, often in magical ways. Now this doesn't mean that everything happens as planned every time. But over time it does get easier and better and most importantly YOU feel more connected to life... this is Inner Freedom.

The Fun and Freedom of the 95%!!

Remember this model that I shared with you in the Introduction to set the purpose for playing the Energy Alignment Game?

You can make more progress toward your dream by playing with a few high impact social risk activities than a month of safe, under control tasks in isolation.

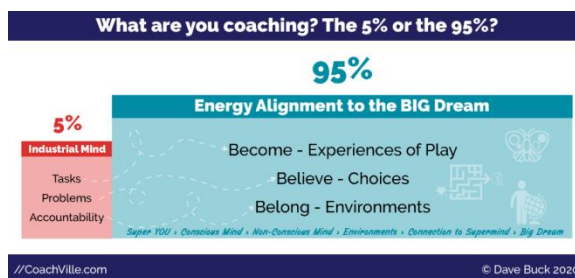
The point here is to release the industrial mindset that you must sit and complete tasks all day.

Remember!!! You – all of us – were subjected to the somewhat sinister intentions of the Industrial Culture to diminish you from a wild, free, co-creative human into an obedient servant; who will show up for the job and do what the boss tells you to do for pay that is far less than you are worth. Then to use that pay to buy the Industrial CRAP put out by the machine. This keeps you a cog in the Industrial machine producing wealth for the Billionaire “Captains of Industry”. BLAGH!

Your coach is guiding you to be FREE; to feel confident and capable and practiced in pursuit of your dream. A dream where you contribute your value to others in a business or a role where you are compensated fairly! Then you can use what you earn to invest in quality products and services offered by people who are also being paid what they are worth! This is the intention of the Connected Age of Play!

The path to freedom includes:

- Playful Actions where you express your power and value; become Super YOU
- Uplevel Beliefs where you choose your power and value and honor your fears



- Design Environments of belonging where your power and value are embraced

With a Coach you are NOT alone...

First with a coach, then with a team of capable co-creators, you expand your influence in the world around you.

Sharing BIG moments together creates profound belonging.

Profound belonging is the catalyst to a lot of growth!!

This is you, your coach and your dream team together!!

Don't have your Dream Team yet? Not to worry!! It will happen if you keep playing with a Coach.

Look for Pivotal Moments of Social Play and Social Fear

You might be thinking: "gee to call the Industrial Culture sinister seems harsh." I get it. My aim here is not to get us caught up in some conspiracy theory. However, my purpose in life as a Life Coach and with this Inner Freedom program is to guide my fellow humans toward freedom. And part of playing for freedom is to understand what we are getting Free FROM; while putting our attention on the freedom TO play for our dreams.

Remember this diagram with the 4 Pivotal Moments of Social Play and 7 Social Fears. By now you are starting to notice these fears when you give voice to the body beliefs and self-preservation instincts: It's not safe for me to:...

As you notice these fears and have memory pops emerge many of them will come from moments in school, in jobs and with your family. Remember too that all social fear is learned. You are not born with social fear.

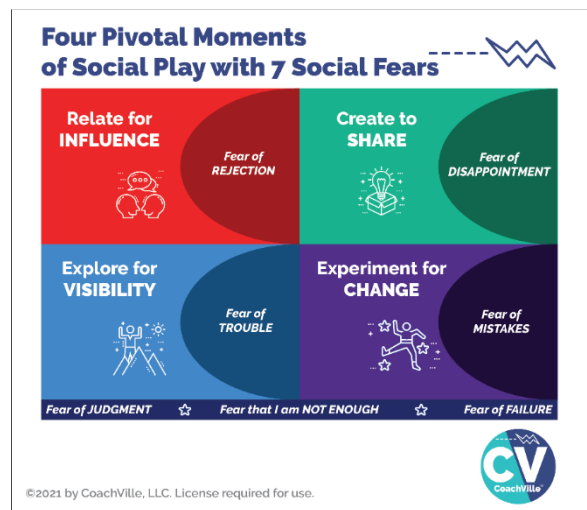
I am only suggesting that you connect the dots and wonder: why school, jobs, and families of people who were diminished in schools and jobs, create so much social fear? Why are so many of us left believing: That we are not enough; that we don't truly belong, that it is not safe to make a mistake... etc. How did we become such small versions of our possible selves?

THE BIG CHANGE

When you focus your energy on YOUR Big Dream; when you start to restore your playfulness and unique power, when you have an Inner Freedom Life Coach, everything changes!! AWWW Yeah!

While the social fears that you absorbed will always be a part of you, you develop the ability to choose new beliefs; beliefs that serve your dream.

You begin to LOOK for and enjoy challenging growth situations. You know they will create opportunities to expand into your power.



Step #7 Embrace the Flow of Gratitude

Seeing your life, and the situations you are in, with gratitude is an essential skill for The Supermind Connection; feeling in the flow with life.



In Step #6 Find the Perfection we used judgment-free awareness to intentionally notice how the current situation is serving your dream. And if you had a memory pop of an earlier moment in your life, you intentionally reframe it to see how it served you in some way or prepared you for the growth you can experience now.

Now in Step #7 we take a moment to FEEL the gratitude for the growth oriented awareness that is occurring and the value of playing for a dream.

It is powerful when you can feel gratitude for the path to growth – for how your dream has pulled the perfect growth opportunity to you to open a path for you to become the person who can live your dream.

Connect the dots

Your Superpowers and Playfulness left clues for you!!!

In Step #7 we also connect the dots – between the earlier moment (revealed in the memory pop) and the current situation.

It can be extremely freeing when you can see how the fear or resistance that you are experiencing now came from an earlier moment in life; a moment when you had much less influence and capability than you have today.

It is also illuminating when the memory pop reveals how you either:

- a) got in trouble for using your power OR
- b) your power failed you in some way

Now you are more capable of learning to use your power with wisdom for positive IMPACT!

When you are able to honor the fear and its origins it loses its unseen power over your choices. You can choose to play safe if it serves you; but you are doing it with clear intention.

Then in Step #8 you explore what your DREAM is asking of you; presumably to play big in some way.

THEN... YOU have the choice. You can choose to play safe OR you can choose to play BIG.

Embrace both. Both have honor. This gives you tremendous Inner Power.

What I have found is that when you embrace both, it becomes quite easy to take the play BIG action.

The Coaching Notes sheet for Session #7 has the complete method!

Let's take a moment to review it so you can get a deeper understanding of what is happening.

Prepare for Session #7 – Flow of Gratitude

Review the method...

Set Up)

Identify a VERY SPECIFIC moment to play with together. It will most likely be a moment where the player is experiencing at least a little bit of frustration, doubt, fear, stress, overwhelm or hesitation.

0) Choose a pivotal moment

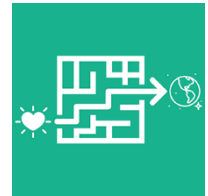
You will likely have several Pivotal Moments to choose from each week. Choose the one that seems to have the biggest impact for you now.

1) P/Replay the Pivotal Moment (Control)

Activate your imagination and visualize yourself IN the moment and share the scene with your coach.

We use the funny looking word – P/Replay – because you can play with a moment from the recent past (replay) or an imagined moment in the near future (preplay).

Playing with a Pivotal Moment sets up the shift from Control to Co-Create in Step #9



2. Review Reactions with Judgment-Free Awareness

Use the incredible power of your imagination to be in the moment and witness yourself in the moment at the same time. Describe the thoughts in your mind WITH judgment-free awareness and curiosity.

This creates an experience of profound belonging with your Coach; they are WITH you in the experience. This is super powerful!!

Witnessing your thoughts sets up the shift from React to Respond in Step #8



3) Feel the Energy in the Body

Your coach will invite you to explore your body for the physical sensations while you are in the moment. Again, in the moment and witness to the moment at the same time.

They will ask you to describe the shape, color and temperature.

This step is also known as Somatic Experiencing (meaning: of the body).

It creates a Feeling Layer shift from Resisting to Allowing which creates an experience of safety.

Memory Pop)

Because the physical experience you are feeling is related to an emotionally intense moment (or many moments) from your past, often a memory will pop into the mind.

At the your discretion, this moment can be explored briefly while maintaining judgment-free awareness for the people and the situation.

The key to the memory pop is to just allow it to come into your mind; don't



try to think of a memory. And then don't dismiss a memory because it doesn't seem to make sense. Whatever pops up will provide valuable clues.

Once you do the Inner Freedom Method a few times, it is likely you will have some kind of memory pop up every time. But if you don't... it's OK. The Method will still work.

Always remember... the non-conscious mind is not logical or controllable. Like life! ;-)

4) Scan for Body Beliefs

There is great wisdom in the voice of the body; especially fear. Your Coach will guide you to use the power phrase: It's not safe for me to {fill in the blank} to give voice to the belief or fear. What is the fear trying to preserve or protect? Honor this wisdom completely.



When you feel safe within your body, your mind opens up to new possibilities.

Short version – go to step 8. You did this with your coach in the first few sessions.

Long version – go to step 5, 6, 7

5) Explore the Superpower Potential

ALL of us lose access to our unique power – our superpowers – through our troubling experiences in life where our belonging is threatened. The pursuit of our Dreams in the world is an opportunity to discover and reclaim these powers. This truth is the essence of every Hero's Journey story.



Very often in the moment that originated the belief or fear, you were doing something or expressing something that was essential to who they are; a unique ability. And either you “got in trouble” for expressing it OR you tried to use the power to assist someone or something you cared about and it didn't work.

Often you will have an inkling about what that unique ability was. This can provide a valuable clue that you and your Coach can use to explore in pursuit of your hidden superpowers.

6) Find the Perfection in the Situation

By the time we arrive at Step #6 in the Inner Freedom Method you and your coach are playing with 2 distinct and related moments. The first is the Pivotal Moment of Choice in the present that you are playing with. The second is an earlier moment in life that may have “popped” up while feeling the energy in your body.



Next you will explore both moments to find the “perfection”. The idea is that your BIG Dream is a magnet that draws experiences to you. Many of these experiences are awesome and fun while some seem really difficult or even troubling BUT they are exactly what you need to experience to step into your power and live your dream.

This perspective is often difficult to see on your own, and as I said before, with your Life Coach with you it becomes much easier and clearer.

“Post Traumatic Growth” / or Post Trouble Growth

Your Coach will ask you to consider how the earlier moment of the Memory Pop served your life in some way. This can be difficult if the moment was traumatic or troubling.

This is not to say that what happened was “good”. It means that you developed a belief in that moment and probably that belief helped to keep you safe; which was good. Also in challenging moments sometimes they fuel us to rise up in some way. Or they move us to choose a path in life where some good things happened.

And at the very least, it planted a seed within you for “post-traumatic growth” which is now coming to the surface. Post Traumatic Growth means that your response to the event – even many years later – leaves you stronger than you were before it happened.

7) Embrace the flow of Gratitude

Your coach will ask you to connect the dots between the earlier moment and the current situation. Remember the power of Abera Ca Dabera – I create as I speak! Be open to the magic. Start talking and often amazing connections will come to you; no need to force anything. Allow the seeds of awareness to be planted.



Also, sometimes you won't see it but your coach will see something and share it with you. This is the mysterious power of the Supermind; you never know where the insights will go.

Often big insights about how your life is unfolding perfectly will come to you after the session. Embrace these moments of clarity. Write notes on your playsheet for the week.

8) Make the Mind the Ally of the Dream (Respond)

After feeling the energy in the body in the presence of profound belonging with your coach your mind will “feel safe”; then it will open up to new possibilities. This is BIG.



Your Coach will ask you what your Dream wants you to do. This is the “Dream Request.” This is another “Abera Ca Dabera” moment. Together you and your Coach will co-create a power phrase to describe it.

This creates a Thought-Layer shift from reacting to the situation (in Step #2) to responding to life (in Step #8).

The BIG Ah-Ha moment comes when BOTH playing safe AND playing big are honored as valid choices. The key is that it is now a conscious choice.

9) Preplay the Pivotal Moment (Co-Create)

Your Coach will guide you back to the original scene using your imagination to visualize yourself in the situation taking the action with ease while holding the Dream Request in your heart and mind.

Here you are putting your BIG Dream energy out in front of you into the future. WHOA! Powerful.



This creates the Action-Layer shift from attempting to Control which leads to frustration, to Co-creating with life which leads to freedom.

Now you can freely choose how to play the next time you are in this situation. **FREEDOM!!!**

Next... here is the Coaching Notes sheet with the complete method.

We start the session with the usual...

- 1) Share your dream – this amplifies your connection to the Supermind
 - 2) Celebrate results, challenges and growth... also... The Supermind!
 - 3) Explore what is NOT happening with judgment free awareness.
- Jump into Inner Freedom... (As we just walked through)

- 1) Choose a Pivotal Moment and play the scene in your imagination.
- 2) Review thoughts with judgment-free awareness
- 3) Feel into body sensations (Allow)
- 3B) Explore memory pops
- 4) Voice Body Beliefs: It's not safe for me to:
- 5) Explore Superpower Potential
- 6) Find the Perfection of the current situation and memory pop situation
- 7) Embrace the Flow of Gratitude
- 8) Voice your Heart's Desire (Respond)
- 9) Preplay the moment (Co-Create)

Inner Freedom Coaching Session #7 Notes				Date:
The BIG Dream:				
Explore the Fear / Growth Zone for Pivotal Moments				
CELEBRATIONS / RESULTS	ACTIONS NOT HAPPENING	RESULTS NOT HAPPENING		
PIVOTAL MOMENT	THOUGHTS	BODY SENSATIONS		
MEMORY POPS	IT'S NOT SAFE FOR ME TO	SUPERPOWER POTENTIAL		
FIND THE PERFECTION	FLOW OF GRATITUDE	HEART'S DESIRE	PRE-PLAY THE MOMENT	
Growth Zone What did you learn... About playing for your dream?		About yourself and your Superpowers?		
Play Plan: What are the actions / perspectives you will focus on?				

Then...

Get into the Growth Zone.

It is super important to speak and capture the growth you experienced in the session. Your conscious mind needs this constant reinforcement.

Superpower Awareness

Every Inner Freedom session is another exploration of the treasure map in your non-conscious mind. Make notes about any inklings you had about your lost playfulness and unique power.

Session #08) Make the Mind the Ally of the Dream

[Listen to this audio to prepare for Session 8.](#)

In this chapter we are going to explore...

- 1) Your Playful Conscious Mind (The Energy Alignment Game)
- 2) Step #8 Make your Mind the Ally of the Dream
- 3) How to explore Social Reward and Social Risk
- 4) A concept called: Expand Your Band
- 5) It's Go Time!!
- 6) Why your coach wants to Expand Your Best Efforts
- 7) Prepare for Session #8: Role Play a BIG ASK, then play with the fear.

Playful Conscious Mind (Energy Alignment)

Think playfully.

Act playfully.

Your playful mind was squashed pretty hard in the Industrial Age. BUT it is in there. Hopefully you are starting to recognize it, embrace it and listen to it.

And also recognize it is NOT easy to shake free of the Industrial Mindset of working on tasks in isolation and doing everything perfectly, never make mistakes; only do what you can control.

"If you ask for help you are a cheater". We heard these messages and saw them play out over and over. You saw kids in school being shamed for getting wrong answers or low grades and it probably happened to you as well.

BUT... You are a human and all humans are born to play.

The spirit of play.

Curious and Creative

Resilient and Resourceful

Explore and Experiment

Wonder and Fun. And Joy

Enjoy the activity... enjoy the challenges. Enjoy the unknown.

Enjoy the growth... enjoy the pursuit of getting good at actions and results.

Choose to Play for influence in the your community... for your company... in the world.



This is the calling of your dream.

Let's explore the relationship between the playful conscious and the other elements in the Energy Alignment Game.

Super You – playful YOU wants to be awesome!!

Non-conscious Mind... It's complicated. When you feel socially safe, your non-conscious mind will supply you with amazing insights and spontaneous playful ideas. When you don't feel safe your non-conscious mind will stop you from playing and work to keep you small.

Environment – That depends!! When you are in an environment of profound belonging it will call for your playfulness and Super YOU. There will also be people who you observe and get inspired by. In an environment where you and your playful power don't belong, you will feel the 7 social fears of playfulness quite intensely.

Supermind – The sense of wonder; the trust in life... embracing what is happening and responding to it resourcefully...these are playful.

The BIG idea is this

When you work... you are a replacable cog in the wheel.

When you play..YOU matter! Your unique abilities and contribution make the difference.

Step #8 Make the Mind the Ally of the Dream

You have experienced Step #8 several times by now. Hopefully you have noticed how different your mind is before and after feeling the energy in your body and giving voice to your self-preservation beliefs.

When your body feels safe,

AND you feel profound belonging with your coach,

your imagination activates and your mind opens up to new possibilities...

it can see and “feel” what your dream wants you to do; and who it wants you to become.

And then you can give voice to your heart's desire.

Your Coach will ask you: What is your Heart's intention in this situation?

OR What does your dream want you to do?

Both of these questions give you the opportunity to “Abera Ca Dabera” – I create as I speak -for your dream.

A really important point here that I have shared a few times: this is not something you can easily do by yourself. This is a co-creative experience. The presence of your coach – who shares your dream – creates the belonging and social safety that allows your mind to open up.

Thought Layer – from React to Respond

Steps 2 and 8 are connected in the Thought Layer of the Inner Freedom Method Model.



When your body is feeling fear... then your mind's #1 job is to preserve the status quo and stay safe; which resorts to the logic of the Industrial Mindset.

Often in the “reactive” state the Industrial Mindset will serve up thoughts like: “leave me alone so I can do my work”. This leads to isolation.

When your body is feeling belonging... then your mind's #1 job is to contribute out in the world... to play BIG for your Dream; it taps into your imagination and connection to life.

Often in the “responsive” state the Connected Mindset will serve up possible ways to reach out, team up and co-create with others.

Use Colorful Language

The Coaching Question is: What is your Heart's Intention in this situation?

Sometimes there is a clear directive for action. This is what my heart wants me to do...

Sometimes it is more of a becoming; something more about expressing your superpowers.

A good way to explain colorful language:

- The words paint a picture you can see.
- The words describe an experience you can feel.

In other words, after a deep exploration of Memory Pops, Superpower Potential, Finding Perfection and Embracing the flow of Gratitude, **your Heart's Intention will speak to you!!** Abera Ca Dabera. LISTEN!!

Use the Superpower Playsheet

You will have some words come up during the session with your coach. Remember the key is not to force the words; but rather, allow them to come through you. (This takes a little practice)

A fun idea is to review the Superpower playsheet (The 64 Superpowers of Play) right after the session to see if any of the phrases jump out at you to explain who you dream wants you to become.

Examples:

#19 Approach with Sensitivity – Inner Drive to Connect ... one of mine.

#38 Inspired Fighter for Freedom and Underdogs ... one of my favorites

#49 Wise Rebel for New Principles ... another favorite!

Explore Reward and Risk – Feel the Pull and Then Choose!

Inner Freedom is the ability to choose when you play BIG for your Dream and when to play SAFE for (self) Preservation:

- When to risk your social status for the



potential reward that could move you closer to your dream.

- When NOT to risk your social status and focus on tasks that preserve your place in the social status quo.

The most important THING is to honor both options.

AND recognize that engaging with reward and risk is the essence of playfulness!!

Use judgment-free awareness about the need to play safe sometimes.

This will free you up to play BIG more often than you do right now.

The FEELINGS in your body are not going to go away.

The physical sensations that accompany social risk will always be a part of your life.

The key is to notice them, listen to them, embrace them and give them honor in your life.

Then you are free to choose when to play safe and when to play BIG

Expand Your Band

This is a fun model to open up some new possibilities for you; opportunities to expand into more activities of social risk for social reward.

After being diminished by the Industrial Culture we have a relatively small “band” of activities that we feel we are allowed to do. AND a LOT of activities that are possible but we feel that we are NOT allowed to do them; so we don’t even think of doing them. This is the wide range of actions that we either got in trouble for or witnessed someone else getting in trouble for.

An example would be: Asking for what you want; or speaking your truth to someone who has more power than you do.

So now we find ourselves with a band of allowed activities that is mostly in the Play Safe Zone.

Your coach is aiming to help you see more of the field of possibility!

Coach Manny (my “boss” for 14 years: “great players can see the whole field and choose what the game is asking them to do.”

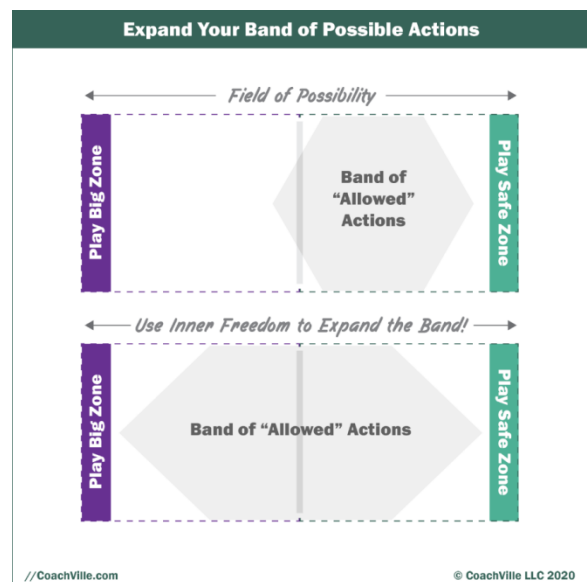
Now Coach Manny was talking about the Soccer Field; but the same truth holds for Life and the Field of Possibility!

When your body feels safe and your mind is open your imagination can see more of the field!

It’s GO TIME!!

There are 4 sessions left in this adventure with your coach. Possibly there are many more to follow, but either way, now is a great time to pump up the volume.

Now is the time to embrace your emerging freedom and play BIGGER.



Imagine the BIG actions – with plenty of social reward and risk – that you can practice with your coach and then play with in the world.

When you play with a Social Risk you may gain a social reward... AWESOME.

OR you may experience some new doubt or fear which gives you a new pivotal moment to explore... also AWESOME.

- Try something new / Experiment
- Explore a new community or network
- Reach out to people... ASK for things / Offer things.
- Create something and then share it... something meaningful

Expand your best efforts...

It's your coach's job to push you!!!

Thomas Leonard – the founder of Professional Life Coaching – called Coaching Proficiency #5: Expand the Players Best Efforts.

Here are a few thoughts from this classic body of knowledge from 20 years ago so you understand where your coach is coming from:

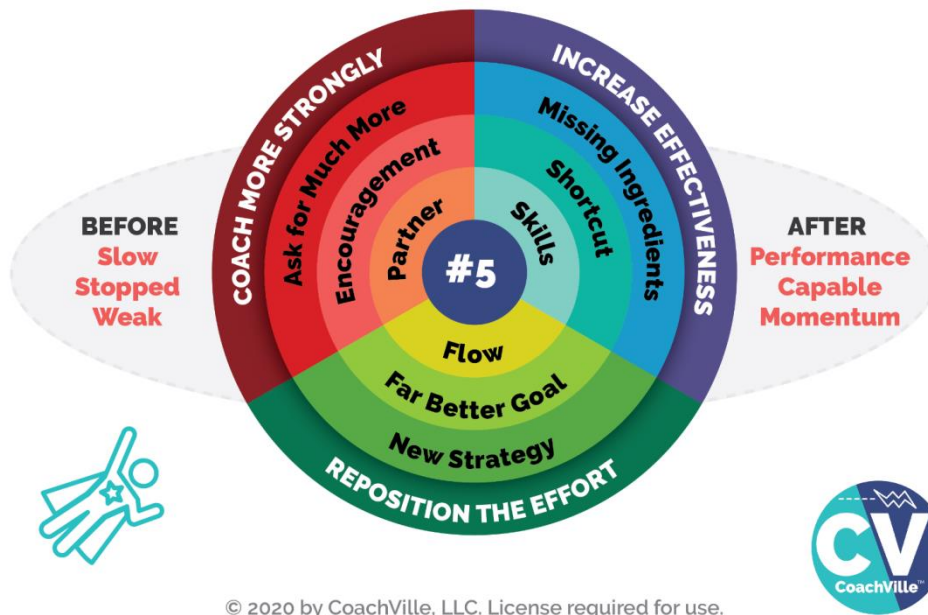
Expand Your Players Best Efforts

One of the reasons players hire a coach is to support them to do more in a shorter period of time than they would do on their own. Hence, the Certified Coach acts as both a catalyst and accelerant. By supporting the player to do more than they have done or think that they are capable of doing, significant value is added.

Your player has done well, but is it the best that they can do?

1. Players hire coaches to help them do more than they would do otherwise.
2. Whether they actually do more is up to them, it's up to the coach to introduce the possibility and make the request or invitation.
3. Even though the player may feel that they have made their best efforts, the coach shows them an even bigger picture.
4. Expanding may mean adding new players, earning more income, being more productive.
5. Or, it may mean accomplishing the same results in a shorter time, with less effort.
6. It may mean taking the goal and moving it into a much, much larger frame of reference.
8. Your player's expanded success in a particular area can redefine their values. It can shift their priorities; make them think differently about their goals and purpose.
9. You will have given your player a new environment where they can evolve for the next 20 years - it's very empowering!

#5. Expands the Player's Best Efforts



- **Coach more strongly.**
Ask for much more than the player expects. Encourage the player. Act like a partner, and ask them to do the same.
- **Reposition the effort.**
Develop new strategies. Establish a better goal. Look for the flow.
- **Increase the player's effectiveness.**
Identify the missing ingredients. Help them identify and utilize shortcuts. Identify what skills are missing and help the player develop them.

What are the areas to expand?

1. Action levels.
2. Performance.
3. Capabilities.

Recognize the player for what they have already done, then expand their awareness as to what they are truly capable of doing.

1. Recognize and acknowledge what the player has already accomplished.
2. Then suggest a bigger result, and ask the player to react.
3. Expand until your player resists, don't back off too soon.
4. Bring emotional motivation into the conversation, asking how they would feel after
5. Ask for an even greater best effort. Build on their answer, asking how they could carry that feeling further into their future.
6. Expand your players thinking beyond just numerical results.
7. Ask them to think in visionary terms, Move from personal to community.

FUN!!

Prepare for Session #8 – Make Your Mind the Ally of Your Dream

Role Play PLUS Inner Freedom... Again

In this session we are going to do a Role Play with a BIG ASK.

Think of the invitation, request, offer, pitch to an influencer for something you wouldn't normally ask for (remember to expand your band).

Think of an ASK that you know will bring up some fear when you think about it. Then use the Inner Freedom Method to clear the path energetically!

Look for an opportunity to use your power in a unique way.

Remember when we do the Role Play + Inner Freedom:

Step 1) Role play the BIG ASK and call time out when you feel the fear.

Steps 2 – 8) Use the Inner Freedom Method to explore the FEAR and energize your dream.

Step 9) Rather than preplaying in your imagination, you go back into the Role Play and notice your clarity and confidence.

THEN... go out in the world and PLAY... make the ASK; make a BUNCH of asks. Remember... this is your BIG Dream... AND the world needs your dream to happen. Allow influential people to support your dream.

Ready to go!

Remember that your coaching session is a co-creation with your coach. It is not a test; it is not a counseling session to talk about your problems. It is an opportunity to explore new ways that you can play BIG for your dream. To prepare for the session all you need to do is look over your notes of your pivotal moments for a Relating for Influence opportunity.

Inner Freedom Coaching Session #8 Notes			Date:
Raise the Dream:			
Explore the Fear / Growth Zone for Pivotal Moments			
CELEBRATIONS / RESULTS	ACTIONS NOT HAPPENING	RESULTS NOT HAPPENING	
PIVOTAL CONVERSATION	THOUGHTS	BODY SENSATIONS	
MEMORY POPS	IT'S NOT SAFE FOR ME TO	SUPERPOWER POTENTIAL	
FIND THE PERFECTION	FLOW OF GRATITUDE	HEART'S DESIRE	PRE-PLAY THE MOMENT
Growth Zone What did you learn... About playing for your dream?		About yourself and your Superpowers?	
Play Plan: What are the actions / perspectives you will focus on?			

Session #09) Preplay the Pivotal Moment and Intentional Co-Creation

[Listen to this audio to prepare for Session 9.](#)

I hope your first week of Go-Time was invigorating. Keep going!!

Here is our plan for this chapter:

- 1) We will explore Step #9 - Preplay the Moment.
- 2) We will go deeper into understanding the Non-Conscious Mind (Energy Alignment Game) We started this in Chapter 4 now we have enough experiences to explore further.
- 3) We will talk about the realization that Your Hearts Desire has body beliefs too!
- 4) Then we will talk about a powerful and fun way to use the Inner Freedom method called: Intentional Co-Creation. You will use this with your Coach in Session #9.
- 5) How to prepare for Session #9

Step #9 Preplay the Pivotal Moment

You have done this a bunch of times now. It is super powerful! In this step you use your imagination to preplay the pivotal moment; this time with your body feeling safe and your mind open to your dreams intentions that you articulated in a power phrase.



You allow yourself to feel the power phrase of your Heart while you imagine the pivotal moment – in a fast forward mode – turning out just the way your heart desires it. See yourself expressing yourself fully, using your superpowers and creating the impact you want in the lives of other people.

In the Infographic for the Inner Freedom Method you see that Step #9 is connected to Step #1 in what we call the Action Layer. This is where you see yourself in action “in the world”.

The transformational shift we are going for is:

From: Attempts to Control

To: Co-Create with Life. (Dancing with Life!)

In step #1 usually you are in a place of frustration; either you are struggling to take the action OR you are not getting the results that you desire. This type of moment typically happens when we are trying to control something; or feeling that we SHOULD be able to control what is going to happen. But it is not happening, so we feel frustration (or fear, doubt etc.)

I know this sounds strange, but this is AWESOME! It means you are on the cusp of a personal growth opportunity. So together, with your coach, you embrace it.

By the time we get to Step #9 you are in a very different place! (Hah! That is an understatement)

When you preplay a moment in your imagination AFTER feeling the energy in your body and speaking the desires of your dream, you are able to move your energy out in front of you; into the future. When you can see it and feel it, the power grows and you become more confident. And you become more resilient when the moment happens. Even if it doesn't go

exactly the way you imagined it, the ACT of pre-playing it with your energy aligned gives you the ability to go with the flow of the moment.

Pre-playing it doesn't mean it will, or has to, go exactly that way. It means that you are prepared and ready to play. I know that may sound strange, but it really works!

While it is very useful to practice visualizing these pivotal moments by yourself, the power is greatly amplified when you co-create with your coach first. Belonging and safe space sets the stage for your playfulness and power.

Bottom line: Do BOTH!!!

The Non-Conscious Mind (Energy Alignment Game)

Let's go deeper to understand what your Non-Conscious Mind is all about.

It is the accumulation of all of your life experiences; especially the emotional content!

That is VAST. It has amazing wisdom. It includes inner wisdom through body awareness, fears, desires and beliefs.

One way I like to explain it is this:

The TOP priority of your Non-Conscious mind is to keep you safe. That is a strong and sometimes confusing imperative because "safety" – in particular social safety – is not a black and white matter; there are a lot of grey areas.

The second priority is to pursue your dreams.

So unless you consciously, actively and intentionally focus on your dreams the default priority of safety will rule your life.

The Non-Conscious Mind is amazingly resourceful and creative! It has the memory of everything you have experienced which includes what you have done but also what you have observed! You have seen a lot.

Think of all the creative ways it has to get you to NOT do something.

But imagine if you were able to align that power and resourcefulness in the direction of your Dreams... WOW!

This is what the Inner Freedom Method is ALL about!!

The Non-Conscious is connected to everything!!!

Let's do a quick walk through the Non-Conscious connection to all of the forms of energy in Energy Alignment.

Is it safe to express Super YOU?

Is it safe to play? Or do you need to be quiet and work?

Do you feel that playful SUPER YOU belongs in the environment? Or do you need to scale yourself back to feel safe.



Are you feeling the connection to life as it unfolds? Or does it seem like life is against you?
Your Dream is a version of your Heart's desires. Is it safe to believe in your dream?

Self-Preservation Confusion

As I mentioned earlier, the TOP priority of your non-conscious mind is self-preservation. BUT self-preservation is often a confusing imperative. We have all experienced someone who stays in a situation that does not look super-safe emotionally, but they act to preserve it anyway. The "bad" situation seems safer than the unknown.

This is why the deep dive of Steps 5, 6 and 7 is so valuable. It gives you an opportunity to look at what your self-preservation instinct is trying to preserve. Then you can consciously choose if preserving whatever it is, is actually beneficial for your Dream; or even for your life overall. Often it is not.

But we don't judge it! We just notice it. It is important not to judge your inner self... it is confusing in there sometimes. Just notice it. And when you feel safe with your coach, you can speak your truth about what you and your dream want to do now.

Good vibrations!

Body Beliefs can be Positive!!

When your body feels safe and you move toward your dream that ALSO creates buzzing energy in your body. It's not easy to explain but it feels like joy.

It takes just as much practice to allow your body to feel joy as it does to allow your body to feel fear.

YES! Feeling joy takes practice!!!

We will explore this a bit more in a moment.

Depending on how things go, you might experience this with your coach in your session this week; but if not this week, then in a future session.

Your Hearts Desire has Body Beliefs Too!!!

We have been exploring the physical sensations and body beliefs of your fears. It is powerful to allow yourself to feel them and then give voice to your fears with the phrase: It is not safe for me to: {fill in the blank}

You have done this a bunch of times by now.

NOW it is time to play with feeling and giving voice to your hearts desires!

Your hearts desires are in your body so they also have physical sensations that we don't often pay attention to and they have a voice but we don't often give them a forum to "speak". But you will do this with your coach in Session #9.

You will see this on the coaching notes playsheet: I am now ready to: {fill in the blank}

Just like giving voice to your fears, remember this is a co-created "Abera Ca Dabera" moment, you don't "THINK" of the answer, you allow your body to speak the words that just come out.

You might be amazed at what your Heart's Desires will say to you!!

Intentional Co-Creation

Now I want to explain this version of the Inner Freedom Method called: Intentional Co-Creation.

I try to avoid hyperbole because it is too easy to say that this or that will change your life. But in this case I want you to know that doing this on a regular basis with your Coach can change your life. This is because it allows you to align your energy and your actions and then PUSH your energy into the future... into the world.

It's juicy.

The idea is to preplay a sequence of moments that you aim to co-create; rather than just a single moment.

Another difference is that you play with the actions you aim to take AND also the impact you aim to have on another person with the action.

So first you write it out so that you are clear about the sequence. Then you and your Coach will pre-play the sequence in your imagination.

While your coach walks you through the preplay, you stay aware of how you are feeling.

You may notice that you feel really excited about the whole sequence.

OR

You may notice that one or more of the actions or impacts gives you a feeling of fear or doubt.

Let your coach know which it is.

Then you and your coach will play through the rest of the method together; there will be a slight tweak in the process depending on if the overall energy was joy or fear.

If it is fear, then it will be the same as what you have done before. And your coach will help you explore the fear and body beliefs... eventually you will preplay that one element at the end.

If it is joy, then you will explore that feeling just like you would a feeling of fear. It's powerful to allow the feeling of joy to move through you.

I know, that was a little twisty. Let's play with a sample sequence.

I think the best way to prepare for this is to use pen and paper and write it out.

On a sheet of paper draw a line down the middle.

At the top of the left column write actions.

At the top of the right column write impacts.

For the actions think about the four Pivotal Moments of Social Play.

For the impacts think about what you want the other person to feel and/or do.

Here is an example: writing the article with the intention to impact people and then connect with people after they read it.

ACTIONS	IMPACTS
1) Imagine writing an article and enjoying the process of creating something that you want to share. You see yourself posting the article on LinkedIn	2) Imagine someone reading the article on LinkedIn. You see them really intrigued by it. Then they send you a Linked In Message.
3) Imagine you see the message from the reader. See yourself feeling good that someone read your article and enjoyed it. You see yourself responding with an offer to meet on zoom.	4) You see them getting your offer. Responding yes. And setting up an appointment to talk with you.

You can leave it there. OR you can add the next step to envision the conversation; where both of you are enjoying a strong connection.

You could imagine whatever outcome you want!! It's YOUR imagination.

You could imagine they want to share your article with their group; they want to hire you; promote what you are doing... etc.

For the first time doing this with your coach, 4 or 5 steps is probably a good place to start.

A more elaborate example:

To plant a seed for a future possibility, here is an example from one that I did with a player recently. She teaches Reiki - which is a form of energy healing. She is planning her first class via zoom.

ACTIONS	IMPACTS
1) She imagines the ideal participant for her event - she SEES them in her imagination.	
2) She creates the landing page for the potential student to read about the program. She sees herself enjoying the "create and share" experience. She imagines the words will really appeal to them.	
3) She sees herself creating the Facebook ad and having fun creating it.	

	4) She imagines her ideal participant seeing the ad and feeling really excited and clicking to view the page.
	5) She imagines the potential participant reading the page and knowing that they want to do it.
	6) She imagines them getting out their credit card to sign up. She sees them feeling confident about their commitment to learn about the energy side of life.
7) She sees herself receiving the money and feeling rewarded for her marketing efforts.	
	8) She imagines the person on the zoom screen loving the experience.
	9) She imagines them telling their friends that they HAVE to learn Reiki!!

The power of the intentional co-creation technique is that you can focus on the final outcome with your intentions. You can move your energy for influence out into the world of other people.

Believe it or not, this does pave the way – energetically-for these experiences to happen.

ALSO, it gives you an opportunity to notice your own internal experience all the way through the sequence. Remember, if at any point during the visualization, if you notice an energy of doubt or fear in your mind, share this with your coach.

One of the main reasons that our intentions don't become reality is because we have resistance to some aspect of the experience.

You might think... but this is what I want to happen, why would I resist it?

Never underestimate the quirky complexity of your Social Safety instincts and self-preservation beliefs!! Hopefully you have some understanding of this by now.

Similarly, if you feel good all the way through the visualization, you can really amplify it by feeling the joy in your body as you will do in the Inner Freedom Method.

When your vision is really clear in your imagination AND FEELS really strong within you that means the energy is aligned and something good is about to happen.

Prepare for Session #9 PrePlay the Pivotal Moment

The most important thing is to think of a future outcome that you are playing for.

Then imagine a sequence of actions that you will take and impacts that will happen with others on the path to this outcome.

That's all you need!

You and your coach do the usual stuff to celebrate and talk about what is not happening.

Then your coach will ask you to share the co-creation sequence with them. Keep the steps succinct so that they can follow along.

THEN... while you close your eyes and get into the visualization, your coach will read back the steps to guide you through the experience.

After that, it is the Inner Freedom Method of sharing thoughts and feeling energy etc.

IF your thoughts are positive your coach will go down the path of exploring the joy.

If your thoughts are doubtful your coach will go down the normal path of exploring the fear.














Either way will be AWESOME and create great value.

Sometimes it is just a little doubt that can derail your dream. Exploring it with your coach can clear the energetic path!!

Have fun with this.

Remember...

It's GO TIME!!

Inner Freedom Coaching Session #9 Notes			Date:
The BIGGER Dream:			
Explore the Fear / Growth Zone for Pivotal Moments			
CELEBRATIONS / RESULTS	ACTIONS NOT HAPPENING	RESULTS NOT HAPPENING	
			
INTENTIONAL CO-CREATION SEQUENCE	THOUGHTS	BODY SENSATIONS	
			
	I AM NOW READY TO	SUPERPOWER POTENTIAL	
			
SUPERMIND CONNECTION	FLOW OF GRATITUDE	HEART'S DESIRE	PRE-PLAY THE SEQUENCE
			
Growth Zone What did you learn... About playing for your dream?		 About yourself and your Superpowers?	
Play Plan: What are the actions / perspectives you will focus on?			

Session #10) Upgrade your People Environments

[Listen to this audio to prepare for Session 10.](#)

- 1) Inner Freedom is a Growth Accelerator
- 2) Become – Belong – Believe (reprise)
- 3) Environments (Energy Alignment Game)
- 4) Co-Create with Your Dream Team
- 5) Prepare for Session #10

Remember it's Go Time!

Inner Freedom is a Growth Accelerator! (and a magnet)

Let's take a moment for the BIG picture.

First, we have now explored all 9 steps of the Inner Freedom Method. AND you have experienced a bunch of Inner Freedom coaching sessions. FUN!!

Over the final three chapters I will share with you some bonus ideas about the Inner Freedom experience.



So one thing you may have noticed is that when you start playing bigger in the world, you attract more growth opportunities in the form of challenges! (Hah. That is an understatement.)

The idea is to embrace this acceleration, knowing that this is how dreams happen. This is also how Hero / Human Journey stories happen; they speed up as you move forward. An aspect of this is to let go of the Industrial Culture idea that you should be able to get good at your job and then it is just easy every day because everything is under control. This is NOT the way you want to live; but you do need to pro-actively let go of the expectation that it will get easier.

It won't get easier! What happens is that as you really step into your dream and start to experience your dream fulfilling... you will start to imagine a new BIGGER Dream.

The PULL between Social Reward and Social Risk

Social risk is really intense. I can tell you that for me, even though I have been playing for my dream with Inner Freedom for 15+ years, I still feel queasy in my stomach when I am about to take an action with social risk. STILL!!!

There is still this self-preservation feeling that I am about to get in trouble and I should stop this right now. STILL!

The key is to recognize this feeling and honor it's noble purpose: trying to keep you safe; by whatever complex notion of "safety" your non-conscious mind has developed.

Then remember to WONDER! Wonder what the growth opportunity is. Wonder what aspect of your YOUUnique power or playfulness is waiting to be discovered.

The sense of wonder is a powerful balancing partner with your social safety instinct. Thomas Leonard, who I have mentioned a few times, referred to this as “Navigate Via Curiosity”. It was one of his touchstones to an impactful life.

FREEDOM = to Dream, to Play, to become your BIG Self.

Another thing to accentuate here is that we are playing for FREEDOM; some really impactful freedoms that we don't think about often but are really core to living an impactful life. Often we think about creative freedom, emotional freedom, lifestyle freedom and financial freedom. I LOVE all of these. These are the freedoms that many people hire a coach to play for.

Meanwhile, there are a few deeper freedoms that open the way for these:

- Freedom to Dream
- Freedom to Play and express your playfulness
- Freedom to believe what you choose to believe.
- Freedom to BE your BIG Self; to express your YOUUnique Superpowers.

You have probably experienced feeling at least a little more free in these three areas; you probably also notice that these three freedoms resemble the model for where Life Coaching begins from the Introduction.

Remember...

- A dream to Believe in
- Promote Playfulness
- A place of Belonging for your Superpowers

All three of these were suppressed in the Industrial Culture. So it takes some pro-active focus to bring them back to life.

YOU are doing it!! With your coach by your side.

Please remember to pass freedom along to the folks you know... and the folks you will meet as you pursue your dream... and your next dream... and your next dream.

Free people, free people.

Now let's go a little deeper into the 3 Superpowers of Human Nature.

Become-Belong-Believe + Be Free and Befriend!

We have been playing a LOT with the three Superpowers of Human Nature that you need to understand in order to play BIG for your Dream: Become – Belong – Believe.

- Urge to Become
- Need to Belong
- Ability to Believe

WHOA! Now I want to add +2 Human Superpowers into the mix:

- Drive to Be Free
- Love to Befriend

I believe there are many Human Superpowers that we all have access to; as well as the BIG LIST of more YOUUnique qualities that each of us have to contribute to the Human Family.

I like this 3 + 2 idea because these are the ones we aim to amplify through Life Coaching; and, in English at least, they all start the “Be” which makes them easy to remember!

There is not much to say about Be Free and Befriend because we all know these are Superpowers that we are born to express! There is a dynamic tension between Be Free and Befriend that is essential to our Human experience. I believe that our ability to co-create lives in this tension.

The other thing about them is that both are severely squashed by the Industrial Control Culture! Industrial School in particular is specifically designed to crush our Drive to be Free; or as they described it in the early days: “Break the will of the child”. (Ugh! That makes my skin crawl). Then, the constant testing, grading and ranking, along with the “If you help your neighbor you are a cheater” mantra, painfully suppress our Love to Befriend.

As I have said before, our collective mission as Life Coaches is to unleash our Human Superpowers so that we can co-create the beautiful world that is possible for all of us.

For now, let’s get a deeper understanding of Become – Believe – Belong.

The primary dynamic that we experience BEFORE we have a Life Coach is what we have called “The Pull”. This is when your Urge to Become pulls you toward your Dream and the Superpower Zone while your Need to Belong pulls you toward (Self) Preservation, social safety and the status quo.

Remember that our beliefs are ALWAYS evolving to navigate between the Urge to Become and the Need to Belong. AND since social safety is the top priority of our Non-Conscious mind, most of our Beliefs are aligned with Belonging and so they pull us toward the Preservation Zone as well.

So the Urge to Become is in there, it tries to get a thought into your mind from time to time, BUT it is pretty much outnumbered by your Status Quo Body Beliefs and the Need to Belong

BUT... there is another AMAZING ... way to Play Life!

We call it World Power!

This is the name for another awesome 12-week coaching engagement that we have at CoachVille; it is something that you might want to ask your coach about.

Here is the basic idea...



Create a safe environment for you to practice and develop into Super YOU; we call this your own personal Olympic Training Center! One aspect of this is your Dream Team which we will talk about in a moment.

Create a place of belonging for Super YOU; an environment that WANTS you to be ALL of you; an environment that needs your Superpowers.

You do this by pro-actively upgrading your environments to align with your Dream. I will get to this in a moment as well.

When you put yourself in this new environment, the Need to Belong AND the Urge to Become both pull you toward the Superpower Zone and Your BIG Dream.

And then... you start to develop new beliefs; Beliefs that aim for you to BELONG with the powerful people in your new environment.

This is when life really gets awesome!

The key is that it takes a healthy dose of Inner Freedom to have the courage to co-create an Environment like this.

Let's explore this idea for a moment... then we will prepare for an Inner Freedom Coaching session where you will take "one small step" in this direction.

Environments (Energy Alignment Game)

While your environments are a tangible thing, they have a major impact on your energy. This is because your non-conscious mind is in constant communication with your environment taking cues and clues about your safety, belonging and status. This is how the energy of your environment gets into you so deeply without any active participation on your part.

When we are young we don't have much choice about our environments and a lot of energy gets into us. This isn't good or bad... it just is. But mostly the energy aims to have you become a person who can "fit in" with what is already all around you. Because of the Industrial Culture, most likely, this will not be a good fit for the dream you have today.

If you are fortunate, there have been times in your life when belonging and becoming have joined forces in your life. So you may have an experience of how awesome this feels. An example would be in High School when you joined a sports team or a singing group and you had friends that inspired you. On this team and with your friends there was constant support and challenge to become the best version of you.

Another example would be if you were lucky enough to be on a business team with a group of people who had a shared dream. And who inspired each other to grow to become an important contributor to the dream; a team where everyone respected each other's' value and pulled for each other to become great; a team where everyone pulled together for the



shared dream. Every once in a while, a business team will jell together like this; especially when they have a Coach Approach Leader.

Going back to this idea of your environments...

The BIG point here is that we have a 2-way relationship with our environments. While we are always adapting to the environments we are in, we are also co-creating our environments by choosing where we go and who we spend time with.

Again, these adaptations are mostly non-conscious and so are most of our choices.

Now that you are playing for this BIG Dream, you will need to proactively design and uplevel the **people, places, things and ideas** around you to align with your dream. This way you use the force of belonging to pull you toward your dream. This is an accelerated way to become the next version of you that your dream needs you to be.

- **People:** Everyone you know and your networks
- **Places:** Physical and virtual spaces
- **Things:** Tools, technology and finances
- **Ideas:** Knowledge and information

First of all, your Inner Freedom Coach and emerging Dream Team are your new environment. AWESOME!!! With your team you can share about your ideas for experiments and explorations and learn from the experiences of your team members!

Next as you endeavor to align your environments with your dream you will need to have a lot of BIG conversations with people in your environment; both people close to you AND people in your network who you don't know yet but want to collaborate with. You can role play these conversations with your coach and then explore the fears with the Inner Freedom Method. This will make a huge difference.

Upleveling our close relationships can be one of the hardest things in the world to do; even with folks who are supportive of your dream. While the people who care for you want you to pursue your dream, they are human and will also have strong preservation energy that wants to keep you safe; and most of the time they just want you to stay the way you are now. Practicing with your Coach and then your dream team will help you approach these conversations with clarity and confidence.

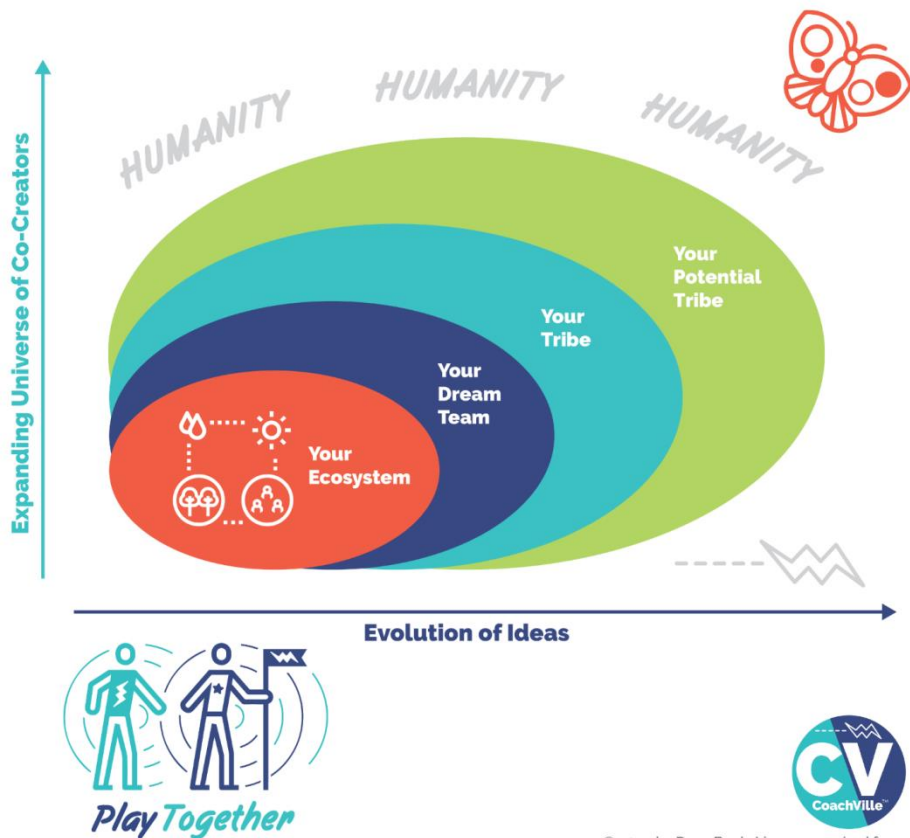
Another big part of playing BIG for your dream is this: you are surrounded by resources that can make your dream come true! But you will have to ASK! And if you are like most people who grew up in the Industrial Age you absorbed the belief that it is not safe to ask for what you want. This is one of the hardest beliefs to uplevel. But with practice and your Inner Freedom Coach you will soon be able to do it. Then... look out world!

Remember this key point: To get to the next level of any endeavor will require a new environment. In the pursuit of your BIG Dream there will likely be several next level / "need a new environment" experiences.

In the World Power Coaching program we do a deep dive into every aspect of your environments and endeavor to uplevel them into alignment with your dream. Then it feels like the world around you is REALLY on your Dream Team.

Co-Create With Your Dream Team!

Play Life Co-Creation Universe



© 2020 by Dave Buck. License required for use.

The essence of your BIG Dream adventure is to contribute your YOUNIQUE Superpowers to create value in the world for others. FUN!

Your Ecosystem:

You start by seeing yourself and your dream as part of an ecosystem rather than an isolated entity. Look for the holistic picture. You are a part of something bigger and your contribution is essential to your thriving ecosystem of colleagues, partners, advocates and customers. You want everyone and everything in your ecosystem to thrive.

Your Dream Team:

This is your trusted inner circle and includes your Coach!

Your Tribe:

These are the folks that you aim to serve / contribute to / participate with as part of your BIG Dream. Anything that happens or doesn't happen when you engage with your tribe is essential feedback to evaluate.

Your Potential Tribe:

As you grow in capability and confidence in whatever you are doing there is an expanded circle of people and possibilities that you can explore.

Humanity:

While you aim to create value with and for your tribe, it is good to hold the intention that your contribution is for the betterment of Humanity and The Earth!

The BIG Idea

The point of this view of the world is to realize that you and your dream are an essential part of a bigger picture; you are a part of something!

A few points to pull all of this together...

The key to living your Dream is to co-create with your Dream Team!

You are here to create VALUE for the folks in your world.

ASK for what you need. You deserve it... your Dream deserves it.

WHOA! But that is the challenge.

Most of us have a significant set of beliefs that it is not safe to ask for what we need!

This is where the Inner Freedom Method comes in.

As I mentioned earlier, it takes a fair amount of Inner Freedom to BELIEVE that:

- You are worthy of your Dream
- Your Dream is worthy of a TEAM
- Your TEAM will support you if you ASK

(I have mentioned this before, but it is worth repeating) Here is a BIG truth for most of us with BIG Dreams: It only takes one or two highly influential people to embrace your dream and promote you for your life to change forever.

BUT... You have to ASK!!

Prepare for Session #10 Upgrade Your People Environment

Role Play + Inner Freedom ... ONE More time

A BIG ASK.

Remember... It's Go Time!

This is a really big shift for most people: to develop a dream team, to co-create with your team, to engage with your team with clarity and confidence.

It all starts with one conversation; it keeps growing with the next conversation and the next one. There are SOOO many conversations that you can practice with your coach as you play for your

Inner Freedom Coaching Session #10 Notes Date: _____

The BIGGER Dream: _____

Explore the Fear / Growth Zone for Pivotal Moments

CELEBRATIONS / RESULTS	ACTIONS NOT HAPPENING	RESULTS NOT HAPPENING	
THE BIG ASK	THOUGHTS	BODY SENSATIONS	
MEMORY POPS	IT'S NOT SAFE FOR ME TO	SUPERPOWER POTENTIAL	
FIND THE PERFECTION	FLOW OF GRATITUDE	HEART'S DESIRE	PRE-PLAY THE MOMENT
Growth Zone What did you learn... About playing for your dream?		About yourself and your Superpowers?	
Play Plan: What are the actions / perspectives you will focus on?			

Dream.

For this next session... you just need to pick one!

But pick a good one; one that you know will bring up some social fears.

Then you and your coach will follow the same structure as you did in Session #8 where the Role Play takes the place of Steps #1 and #9.

You know the rest!

And here is another point... you are beginning to experience what this is all about. Believe me, you and your coach could do this together every week for years and it wouldn't get old. You could keep playing BIGGER and BIGGER for a long, long while; and the world would be better for it!

Session #11) The New Super YOU!

[Listen to this audio to prepare for Session 11.](#)

Note: this audio is long... about 40 minutes. I re-recorded it several times to make it shorter and every time it got longer! So... take me along on a walk. ;-)

- 1) Becoming Precedes Results
- 2) Industrialization... why it's so hard to become Super YOU
- 3) The Energy Alignment Path to Super YOU!
- 3) The Fear of Unintended Consequences (not success)
- 4) How to prepare for Session #11 – Play for something BIG!

Becoming Precedes Results

I have been a Life Coach for a LONG time. ;-) Most everyone who hired me had some specific things they wanted to accomplish. With a little honing these became the essence of a BIG Dream. While we often think about it in terms of accomplishments, I like to focus on the experiences we want to have. New life experiences are what it's all about.

At the same time though, there is another focus that rides along on the adventure. This is a focus on WHO we want to become; a vision we have of ourselves as more capable or even more formidable. This is what we refer to as Super YOU!

Often we need to become the next version of ourselves through inner development before we start having the experiences and results that we desire.

Inner development – leads to – Bolder Expression – leads to – Dream Experiences.

Industrialization... why it's so hard to become Super YOU

The questions you may continue to wonder...

Why is it so hard to become the next version of me?

Why is it so hard to express my value to impact others?

Why is it so hard to own my value in the world?

All of this can be called: “Coach Dave’s view of the world and recent history”.

The answer to all of these questions:

Industrialization.

Only the past 140 years out of 100,000 years of Human experience. So it's a very new thing and there are some BIG problems with the current version.

A) The nature of Industrialization is the get Humans to work at a job that is defined by the organization. And you pay the worker a LOT less than the value they create. The gap is called PROFIT.

B) The second thing is you need to get people to consume what you are making AND to pay more than the cost. The gap is called PROFIT.

Meanwhile we are humans who are creative, playful, powerful and free and who naturally love and respect the uniqueness of others AND who need belonging AND HATE being controlled.

So how do you create a human culture where most of the humans submit to being controlled, who will work at something that is not fulfilling, getting paid FAR less than the value they create; AND are willing to exchange their energy for money that they then use to buy things that cost more than they are actually worth.

THAT is a heck of a system right there.

We were ALL sucked into it. And it is not joyful. It is not freeing.

You have to make the Humans feel that they are not good enough. Make them doubt their value, their playfulness, their inner knowing, make them afraid. Make them feel they have no choice but to work under these unfair conditions. Convince them that they can feel better about themselves by buying stuff that is worth less than it costs.

How do we make our fellow humans feel this way about themselves?

School – Jobs – stressed out families

1) School – unnatural for children.

EVERYONE KNOWS children do not learn by sitting still and listening to adults talk.

But we organize everything that way anyway.

EVERYONE KNOWS that testing children is dehumanizing. That it serves no value to learning.

But we organize everything that way anyway.

Why do we do these things?

Because the original stated intention of public schooling was two things:

A) To break the “will of the child” and

B) To teach them necessary skills for public life like reading, writing and arithmetic.

Later a 3rd intention was added:

C) To make them good patriots who will serve their country.

The “will of the child” is our Human Nature: self-determination, playfulness, creativity, curiosity, egalitarian spirit and much more. Egalitarian spirit means that we don’t think anyone should control us AND we don’t think we should control anyone else. This is an essential quality of Human Nature.

Earlier in the book I said it another way: “We all HATE to be controlled”. Meanwhile the purpose of the school system is to get us – AKA our Human Nature - under control.

When you understand this, it should come as no surprise that we feel the way we do.

2) By the time Humans graduate high school, MOST of us are convinced that they are not too smart. “You better just get a job and do what you are told; follow orders and stay out of trouble”.

The few that do think they are smart enough... “you better go to college”.

After college most then feel they better get a job to pay off all the student debt.

If that doesn't work, then the system convinces us that we need a big house and a mortgage and a car and lots of stuff.. and... “don't worry we have an easy credit application process.”

As a result, the system gets almost everyone into financial debt. “You better pay it or you are in trouble. You better get a job and do as you are told so you can pay your bills”

3) Coming back around to families, most have 1 or 2 parents that are stifled, stressed about money, undervalued and overworked. As a kid you can feel this stress and the social fear gets into you.

Why am I sharing my perspective on all of this with you?

A) I just want you to understand why you feel the way you feel about yourself and your power. My aim is for you to reclaim your natural Human Superpowers. YOU are not strange. You are an awesome human in a really strange culture. There are over 7 billion YOUUnique ways to be smart. YOU are very smart.

B) So that you feel empowered to use your influence to gain freedom for yourself... and for others. In a business, career or job, play for getting paid what you are worth. It is probably more than you are getting paid now.

C) If / when you are in a position to hire people, make sure THEY have an opportunity to express their power and feel valued and are paid what they are worth.

D) When you do have money, use a local bank. Support local artisans and businesses. Avoid buying industrial crap whenever possible. And whatever you do... avoid buying anything from Jeff Bezos. (OK. I just had to put that in there.) Whenever possible, use your influence to support small business not Billionaires.

E) These are ways that YOU can play with us to co-create a MUCH BETTER world.

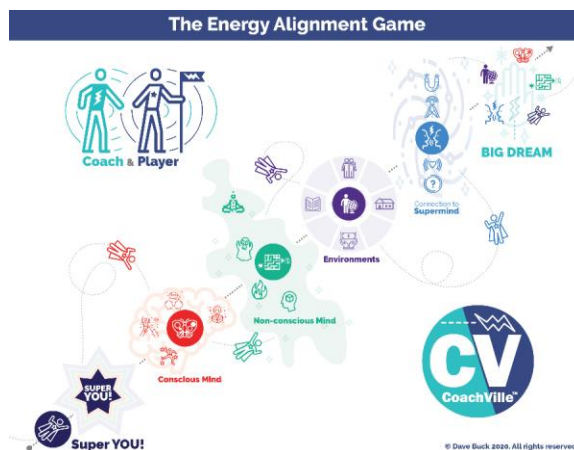
FREE PEOPLE, FREE PEOPLE

The Energy Alignment Path to Super YOU!

When we look at the Energy Alignment Game model, we have been describing it as aligning everything with the BIG Dream; sort of striving our way up to the upper right corner.

But another way to look at it is to see everything as flowing down to the bottom left corner where Super YOU resides.

As we near the end of this 12-Session adventure, I want to share with you a few more thoughts about the Energy Alignment Game – this time from the perspective of becoming Super YOU.



Your Dream

The purpose of your Dream is to call you out into the world of the unknown... because THIS is the only way to become the next version of YOU.

And the Urge to BECOME is a major force within each of us.

Your Dream will keep evolving. Love and learn from the situations it attracts to your life experience!

Every time you uplevel your dream or change your dream completely, you start a new Energy Alignment Game; and the need to become yet another version of YOU.

Trust your heart! It knows what you should do to maximize your joyful life experiences and contribution to life.

The Supermind Connection

Stay open and connected to the bigger “Field” of energy!

The “Field” is what makes Intentional Co-Creation” possible.

Ask curious questions and wait for the insights to come to you.

Since profound belonging activates and amplifies the Supermind Connection often insights will flow in to you and your coach while you are speaking. These insights often arrive as “quirky” inklings that you can’t logically explain. It is OK! When it comes to living our dreams, logic is overrated!!

Speaking your dream out loud with your coach – AND with your Dream Team – amplifies your connection to the Supermind. Do this often!

Feel and express gratitude for the experiences that come to you through your dream... especially the challenges.

When your coach asks you: “Who is this challenge asking you to become?” allow the answer to come through you; rather than trying to “think” of the answer.

The purpose of all of this is to get the FEELING that you – AND your Dream – AND who you are becoming - are in the flow of life.

There is a feeling that “life” seems to want your dream to happen as much as you do and it “sends” just the right experiences, challenges and opportunities to you; so you can BECOME the person who can steward this dream into reality.

It’s not actually relevant if this perspective on life is “true” or not. My sense of this after 20+ years of living and coaching this way is that really, we don’t know for sure. BUT we do know that the feeling is magical and makes life a lot more playful and fun.

Do the Intentional Co-Creation exercise often! Whatever you want to create, take the time to focus your intention, notice your thoughts, feel it through your body, get your desires really energetically tuned in to what you want to do and envision it. It's powerful.

Your Environments

You are co-creator of life with the people, places, things and ideas that are all around you.



You are adapting to what is around you – all the time – in an effort to feel belonging.

You can ALSO choose what is around you in a proactive effort to co-create a place of belonging for the NEXT version of you.

You can choose upgrades to your environment to align with your dream and who you aim to become. This is the idea we call “World Power”.

Remember that your Non-Conscious Mind is in CONSTANT communication with your environment; gauging your safety and status. You can add to that the lookout of opportunities to move your Dream forward.

Non-Conscious Mind

Your body is “talking” to you all the time. Practice listening. With your coach you have been practicing giving voice to your body beliefs. Honor them. Notice that they are pulling you toward self-preservation.

Your body beliefs and fears bubble up into your conscious mind as thoughts; steeped in self-preservation. Often we think of these thoughts as “negative”. I recommend you stop judging them and just notice them with judgment-free awareness.

Oh... I have this thought.

Oh... fear is my friend trying to keep me safe.

Oh... that is probably coming from a self-preservation belief.

Oh... I wonder what it wants me to preserve?

Oh... I wonder what playfulness or YOUUnique power is hiding in there?

Oh... My beliefs are fluid. I wonder what belief will serve me best now?

While feeling energy in the safe space co-created with your coach, you will have memories of earlier moments pop up. These memories offer clues about your playfulness and YOUUnique power. This is what we call the “Treasure Map”.

Your desires are “talking” to you all the time as well! They bubble up into your imagination and your dreams for who you want to become and the experiences you want to co-create. Notice them and honor them as well. Notice they are pushing you out into the world; out into the unknown where new experiences happen.

Feeling energy in your body is a practice you can do any time; you can improve and expand your capacity to feel over time.

AND... feeling energy and feeling SAFE requires the presence of another person; belonging is the essential ingredient of social safety.

SO... DO BOTH. Practice feeling energy on your own. Practice feeling energy with your coach.

Embrace that your self-preservation instincts and your dream are very often pulling YOU in different directions. It's OK! You are capable of looking at your options – the risk and the reward – and choosing which is best for YOU now.

Exploring these choices with your coach is easier then exploring them when you are alone.



Playful Conscious Mind

Relate – Create – Explore – Experiment!

You play to become the next version of you.

When you FEEL SAFE, your conscious mind wants to play all the time.

Play includes awareness of risk and reward.

Your playfulness is social.



Super YOU

“A Superpower = A unique ability that you can practice until it is capable of making a BIG IMPACT”

You have YOUUnique abilities, perspectives, qualities – there many unique aspects of you that you can contribute to the world.

The Challenges of your dream will call for your Superpowers.

Now you know how to follow the treasure map of your Non-conscious mind to find your superpowers.

As you become aware of your powers and how you lost access to them, BE patient with re-learning how to use them.



Superpowers leave clues

You have many unique abilities!

Keep in mind that you lost access to your power:

- by getting “in trouble”; your belonging or social status was threatened.
- by having your power fail you; often when you were trying to help someone.
- by witnessing trouble; often someone that you cared about.

The Industrial Culture created a trifecta of soul-crushing experiences...

- Stressed out families
- Dehumanizing School
- Dehumanizing Jobs

Sounds harsh I know, but at some point we need to call it what it is.

Knowing what you are up against can help you.

And remember, all of these experiences left clues!

With persistence, the courage to play for your dreams, and a great coach by your side... you will reclaim your Human Nature and become Super YOU!

Then... pass it on. (and refer your coach ;-)))

Trust yourself to be wise with your power

As you gain power, be wise about how and when you use it. Sometimes it is better to stay safe and keep your powers under wraps. Sometimes it is better to express your power fully. The whole point of Inner Freedom is the freedom to choose when to use your playfulness and YOUUnique power; And when you choose to use it, use it fully to impact the situation you are in.

It is very important to honor your YOUUnique powers and give them a place and a voice in your life. If you don't, often they will over compensate.

A great example comes from one of my players. She was complaining about being a worrier and ruminating. I said: "that is one of your superpowers!" She was quite surprised by this. I said: "the ability to project your energy into the future and foresee potential danger or trouble is an awesome power; every human tribe needs someone who can do that. If you make space in your week to do this intentionally and honor its wisdom, then it won't feel the need to overcompensate and keep you up at night." This was a life-changer for her.

You can use this example to gain a deeper understanding of almost every aspect of your YOUUnique powers.

VERY often the qualities or quirks we have that seem bothersome are actually superpowers that are overcompensating in some way.

It is a HUGE opportunity within the human family to stop labeling our traits as abnormal or problems. The notion that there is some benchmark of normal that we can be compared to is a wholly nonsensical Industrial Age concept. There is no normal for humans; we are wildly diverse and the sooner we all approach our YOUUniqueness with mutual respect and honor the sooner we will have a more joyful egalitarian world!

The fear of unintended consequences

I remember hearing about this idea called the fear of success and thinking that it was pretty crazy. Why would anyone be afraid of success?

Well, most people wouldn't.

However there is something to be aware of: the fear of unintended consequences!

This is a real thing.

As you play for your dream and become the next version of you, there may be people, places, things and ideas that have been in your life but don't want to come along for the ride.

It is the fear of losing the feeling of belonging with these people, groups and situations that can stop you in your tracks. This is amplified version of the Self-Preservation instinct that we have been exploring all throughout the program.

Often when you imagine playing for a new dream, you don't realize what these unintended consequences will be; but they come to light along the way.

I have coached many people who gave up their dreams rather than let go of a person, group or situation. And you know what... it's OK. The freedom to choose is an important aspect of life.

But at the same time I have also known people who just assumed that the person would never go along for the ride... and never actually talked with them to invite them to come along.

So if you ever run into this situation yourself, have the courage to ASK! And have the courage to use your growing influence!

If it ever comes down to a choice, trust your heart to know what to do!




Prepare for Session #11

It's go time!

So identify of the biggest social opportunity in front of you and PLAY! Practicing with your coach will pave the way for you to make bold moves out in the social world.

Make plays out in the world that will make your Inner Freedom Experience a memorable one.

Let's Play!

Inner Freedom Coaching Session #11 Notes			Date:
The BIGGER Dream:			
Explore the Fear / Growth Zone for Pivotal Moments			
CELEBRATIONS / RESULTS	ACTIONS NOT HAPPENING	RESULTS NOT HAPPENING	
			
PIVOTAL MOMENT	THOUGHTS	BODY SENSATIONS	
			
MEMORY POPS	BODY BELIEF	SUPERPOWER POTENTIAL	
			
FIND THE PERFECTION	FLOW OF GRATITUDE	HEART'S DESIRE	PRE-PLAY THE MOMENT
			
 Growth Zone What did you learn... About playing for your dream?		 About yourself and your Superpowers?	
Play Plan: What are the actions / perspectives you will focus on?			

Session #12) Celebration

[Listen to this audio to prepare for Session 12.](#)

- 1) What Inner Freedom is... (one more time)
- 2) From Stressful Hierarchical Control to Joyful Co-Creation
- 3) The Human Journey with a Coach and a Treasure Map
- 4) Celebration!! Let's look at your Play Sheets.
- 5) What's next??
- 6) Prepare for Session #12

What Inner Freedom is...

Remember this idea about the Inner Freedom Experience?

Inner Freedom Coaching facilitates this transformation:



From: fear, emotions and “limiting” beliefs are something you “power through”; the non-conscious mind is dark and mysterious and must be avoided.

To: you can play with fear and emotions; you can uplevel your beliefs; and the non-conscious mind is a vast resource of wisdom and power.

How did we do??

We are playing together to maneuver your Heart's Dream, through a maze of self-preservation beliefs in your Non-Conscious Mind, out into the world.

Hopefully you are beginning to see the “maze” as a fun adventure with a friend rather than an evil force lurking inside of you.

From Stressful Hierarchical Control To Joyful Co-Creation

This is an important idea that sets the stage for why I believe Life Coaching is a leading voice in the co-creation of an egalitarian world where every person is valued.

The shift from Hierarchical Control to Joyful Co-creation!

The Industrial Culture is completely immersed in the Command- Control – Compliance structure. Every human endeavor is organized like a military operation with top down command and rank and file workers.



People, at all levels of the chain of command, experience tremendous stress as they work to maintain control.

Why? Because Humans are not meant to live this way!

We are born to be FREE, joyful, fiercely egalitarian co-creators with each other and with life.

Life Coaching is a model for this lifestyle.

- Your Coach is with you while also not playing for you.

Energy Alignment Playsheets

In the Playsheet pack you will see 2 pages with questions about your experience of the Energy Alignment Game.

This is a valuable exercise to capture your growth and awareness.

Celebration – Let’s look at your playsheets!

Next up...

Session 12 with your Inner Freedom Life Coach is all about celebrating YOU and your adventure.

So take out all of your playsheets and read through them from the beginning through to now.

Look over both the Coaching Notes sheets as well as your weekly play plan sheets with journal notes about what happened during in between your coaching sessions.

Embrace what you see. Enjoy looking back. Expect your imagination to spark new desires!

Prepare for Session #12

Celebrations: Results and Experiences

Prepare to share your highlights and feel the glow.

We will walk through the four main elements that you shared with your coach in session 1; and notice what has happened on the adventure.

Look at your Coaching Notes Sheet from Session 1 and write in a few key words in each of the 4 sections.

Then you and your coach will talk through what happened. Some of it will be recapping what you know BUT also allow the Abera Ca Dabera effect to come through. You may describe it in a way that you haven’t said before.

BIG Dream ~ Progress

Notice how you described your BIG dream back in the beginning.

Notice your progress. Describe some of the experiences that you enjoyed.

Results ~ Freedom

What were some of the outcomes that you were trying to MAKE happen.

Then describe how you have cultivated the feeling of freedom to co-create.

Actions ~ Superpowers

What were some of the actions you were taking and some that you were avoiding.

Inner Freedom Coaching Session #12 Notes Date: _____

Celebrations: Results and Experiences

.....

12 weeks ago your dream was...

BIG DREAM	Results	Actions	Challenges
PROGRESS	FREEDOM	SUPERPOWERS	HIGHLIGHTS

Growth Zone
Any disappointments?

What is your next dream?

Then describe how you have cultivated more skill with these actions. What Superpowers have you discovered and expressed.

Are you feeling more FREE to be yourself.

Challenges ~ Highlights

Take a step back and really embrace all of the challenges that you experienced.

What are your highlights from stepping into these challenges as a growth opportunity?

Disappointments

Disappointment is part of playing for a dream; it means you stretched for something better; it means you CARE about what happens.

The key is to embrace it and NOT judge it.

THEN... you can use it as fuel for your next imagination.

In a judgment free space, your disappointments can spark your desire AND imagination is a BIG WAY!

What's Next for You?

That leads us to... what's next for you?

You may have great clarity for your next adventure; or you may need a little space for the next dream to emerge.

Either way, a little retreat for rejuvenation before venturing back out into the world is a very good idea. Remember: you are NOT an Industrial Machine. You are a Human. And Humans play much better after rest!

THANK YOU!

[Listen to this Thank YOU Audio.](#)

The purpose of this 12 session coaching program was for you to:



- Experience playing for your dream WITH a Life Coach by your side.
- To experience yourself as a player... as a co-creator.
- You will gain influence. You will begin to see yourself as powerful and capable of having a profound positive impact in the lives of others and in the world!
- You will gain creativity. You will gain clarity on the YOUUnique qualities that you have within you that you can use to co-create the results and experiences you desire.
- You will make changes. You will feel more confident in taking risks that can bring about positive rewards for your dream.
- You will gain Visibility. You will feel more courage in being seen and owning your value.
- You will develop the ability to tap into your body wisdom to make bold choices.
- You will develop the ability to tap into the Supermind for needed insights and possibilities... and then ACT on them.
- You will feel like your energy is flowing and aligned with your dream and greater purpose.
- ***Last but not least...*** you will stop the futile exercise of trying to conquer fear and you will learn how to EXPLORE fear – specifically social fear – which will lead to an extraordinary boost in your FREEDOM. INNER FREEDOM!
- As you practice exploring the FEAR you experience in social situations, you will rediscover your lost playfulness and YOUUnique capabilities. AKA Your Superpowers!

I hope it was illuminating, enlivening and amazing.

I hope you and your coach have a plan to continue your adventure real soon! The world needs your dream and the YOUUnique Superpowers you have to impact the world.

By the way... If you haven't already, please send a note of thanks to your Coach. I know it would mean a lot to them.

And...

If you ever get the idea that you want to explore becoming a coach yourself...

We would love to have you with us at CoachVille.com.

Give us a call anytime.

Remember...

The world is a playground.

And we are going out to play... TOGETHER!

Coach Dave

Ps. Free people, free people!