

# Game Changer: Start Here

## Play Life Method Playbook










This document is a quick tutorial on how to participate with the CV Game Platform. FUN!

**Quick Outline for First-Time Players (Quick review for returning players)**



1. **Game Badge** Overview
2. **Share** with intent to inspire
3. **Comment** to create belonging
4. **(YIM)** You Inspire Me points
5. 4 types of **game elements**: Power Up, Game Action, Big Win, Bonus Play
6. **Facebook Amplify**
7. **Badges & Levels**
8. **Highlights**
9. **Upload pictures**
10. 10 big reasons to **ROCK** the Game Card Lifestyle

### Game Badge Overview

Game Badge	 <b>Power Up</b>	 <b>Game Action</b>	 <b>Big Win</b>
	Read this "Start Here" playbook to get an overview of the game.		
	Read the Playbook, Listen to coaching demonstration audios and then share what you learned.	* None *	* None *
	<b>Coach Mission's #1:</b> Prepare to recruit 3 players;	<b>Coach Mission #1:</b> Conduct Coach Approach recruiting conversations and share what you learn. <b>Coach Mission #2:</b> Conduct coaching sessions and share what you learn.	<b>Coach Mission #1:</b> Receive a "Yes" from a potential player for coaching. <b>Coach Mission #2:</b> Receive a "Thanks, Coach" note from one of your players..
	<b>Play Mission #1</b> Create your "Dream RACE" Actions in pursuit of results. <b>Play Mission #2</b> Weekly Dream RACE Play Plan.	<b>Play Mission #1</b> Share your "Dream RACE" with members of your support team; <b>Play Mission #2</b> Play for your "Dream	<b>Play Mission #1</b> Receive a verbal support from a member of your support team; <b>Play Mission #2</b> Create the desired

# Game Changer: Start Here

## Play Life Method Playbook

		RACE” and share what you learn from the experience	result of your PLAY move; share what happened.
	<b>Contribution</b> Attend class and share your highlights and insights; Note: in the self-paced program listen to the class recording.	* None *	* None *
	<b>Partner</b> Make a plan to connect with your class partner on a weekly basis.	Connect with your coaching partner outside of class to complete the coaching conversations that you started in class and discuss life-changing ideas.	When your partner creates a big win in their game, share what it means to you.

## 2) Share

The primary activity on the CV Game Platform is sharing!

Sharing is an act of generosity... sharing ideas, insights, experiences all contribute to the CV community. Share with the intention to inspire the other players!

This graphic shows you what a game card element looks like.



**This is the badge. Click to open share box**

*I just read the **COACH Mission** Playbook and made a bold plan to Coach Consciously in pursuit of life changing coaching conversations. Here is what I am excited about...*

**Click for Play Sheet AKA Instructions**

Complete the exercise 3 points  
[PC-CoachMission2-FU \(URL\)](#)

0 Share


After you click on the Share Button, you will see a share box like this.



Type your thoughts into the box. You can use colors and font sizes to spice it up if you want to. Then click SAVE.

# Game Changer: Start Here

## Play Life Method Playbook

Enter Details ✕

**B** *I* U | Font family | Font size | 

 Log Out  Share on Facebook +1

Copy Cancel Save

### AFTER YOU CLICK SAVE

Look at the right side of your screen for messages. These pop up on a random basis whenever you share. Look for a Bonus Play Item...

### SHARE!

Take a moment now and enter your first share on your Gamecard!



A **POWER UP** is an activity where you listen, read or do an exercise and then share your insights and/or plans.



#### GAME CHANGER: START HERE.

*I just read the playbook about how to use the CoachVille game system. I am intrigued by the idea of learning how to coach by playing a game in my real life...*



Share

**WHAT TO SHARE:** Share what excites or intrigues you about learning how to coach by playing a game.



**FACEBOOK AMPLIFY IS ON!** Help spread the word about our shared pursuit: People Playing Better With a Coach!

See the “Facebook Login” or “Share on Facebook” button. Copy what you shared, and paste it into the Facebook Share box. Edit if desired.

[Learn how to use Facebook Amplify!](#)

# Game Changer: Start Here

## Play Life Method Playbook

### 3) Comment

Read the shares of your fellow players and comment on them.

There are 2 big reasons to do this.

- 1) When you read the insights of others – and see other perspectives - you multiply your learning depth and speed.
- 2) When you comment the other player realizes that what they say matters... this builds an experience of belonging and vulnerability: essential for deep learning.



Comment There are two places where you can comment

### 1) The Game Board

The Game Board is where you go to see the most recent shares and comments by all players in the game.

The screenshot shows a web interface for a game board. At the top, there is a navigation bar with links: Community Home, My Game, Leader Board, Game Board, Highlights, and Teams. Below this is a filter bar with buttons for Everyone, My League, and My Team. The main content area is titled "Game Board - Coaching Super Powers Game". A pink arrow points to the "Game Board" link in the navigation bar with the annotation "1) Click on the Game Board". Below the title bar, there is a post by "Justina Hezghia" with a profile picture, a game card icon, and the text "04 CHAPTER 1: Here are my insights about the idea that ALL coaching is Life Coaching ...". A pink arrow points to the text "ALL coaching is Life Coaching ..." with the annotation "2) This is what the player shared". To the right of the post, there is a comment icon, and a pink arrow points to it with the annotation "3) Click to open comment box".

# Game Changer: Start Here

## Play Life Method Playbook




### 2) On an individual Game card

The Leaderboard is where you go to see all of the players in the game and their score. Go to the Leaderboard to find the player you want to read.

Community Home My Game Leader Board Game Board Highlights Teams

Active Players Everyone My League My Team

**Coaching Super Powers Game**

Photo	Name	Team	Objectives	Last Update	1	2	Total	Avg
	Vera Knight (update)	Cycling	<a href="#">Objectives</a>	2017-04-14	64	0	64	32
	Katherine G. MacRae (update)	Swim	<a href="#">Objectives</a>	2017-05-03	50	0	50	25
	Jeff Altman (update)	Swim	<a href="#">Objectives</a>	2017-04-14	33	0	33	16

Then add your comments to the Gamecard

Power Ups Game Actions Big Wins Partner Recent Badges

**Power Ups**

**1) Read the game element**

**2) Read what the player shared**

**3) Click on comment icon to open the comment box**

**4) Click show to see additional comments**

*OO GAME CHANGER. START HERE. This is why I am excited to play my day and share with my CV Team mates as I learn about coaching...*

Complete the exercise for 2 points

2017-03-20 05:49pm

Two things I know about myself 1). I work better with a team and 2) I work better with a dead line. I'm excited for my CV Team. I'm excited the game is only 21 days!

Comment Show 1

# Game Changer: Start Here

## Play Life Method Playbook

### 4) (YIM) You Inspire Me points

When someone really inspires you...

You can let them know by giving them a “You Inspire Me” point (YIM).

When you do this, they get a bonus point and YOU get a bonus point.

When you start a game you are given a “bank account” of YIM to give away.



As you play by sharing and commenting you can win more YIM to give away.

You give YIM the same two ways as commenting except you use the YIM icon.

### 1) On the Game Board

**Game Board - Basic Coaching Super Powers 2017-05-24**

I just *Listened* to coaching *Session #5* with Player Maile. My takeaway is...

 **Justine Cochrane** *game card* 2017-06-16 10:07am  
Critical Moments and Role Play

**1) Read what the player shared** →

**2) Click on YIM icon** → 


I think changing the usual time of this call led to a critical moment for Maile today. Usually they meet on Tuesday - but this week they moved it to Monday. This led to Maile talking about feeling reactive, which lead to a great conversation around play language and language patterns.

Power Pattern of “Completely Available” (as she is in her business game when she’s in the studio) was discussed, Coach Dave asked how it would feel to bring that to all the games in Maile’s life and the growth that is available there.

Note: if your YIM bank account is 0, then you will not see the YIM icon on the Game Board.


### 2) On the players Game Card


Power Ups Game Actions Big Wins Recent Badges

 **Justine Cochrane**  
Level 3  
Total Points: 518  
Basic Coaching Super Powers  
2017-05-24  
Start Date: 2017-06-14  
End Date: 2017-07-04




**Power Ups**

**1) Read what the player shared** →

 I just *re-READ* the Basic Coaching Playbook *CHAPTER 2 and Session 5 Prep*. My takeaway is...  
Complete the exercise for 2 points

**2) Click on YIM icon** → 

**2017-06-16 09:23am**  
Chapter 5 - Notes from Reading Business Super Theme: Lead Coach Approach Leaders inspire purpose-based creative action by everyone on the team. Question: What are the differences between actions to ...

# Game Changer: Start Here

## Play Life Method Playbook

### 3) How to find your current Bank Account of YIM points to give...

Step 1) go to your game card

**Basic Coaching Super Powers - 2017-05-24 - 14:00 EST**

Program Home My Game Leader Board Game Board Highlights Teams

**Basic Coaching Super Powers 2017-05-24 - Dave Buck, MCC**

Game Card	Total Score
<a href="#">Basic Coaching-Game 1</a>	3
<a href="#">Basic Coaching-Game 2</a>	0
	3

Step 2) Click on the Badges Tab

**Basic Coaching-Game 1**

Power Ups Game Actions Recent Badges Add Elements

**2) See your YIM account Resources**

You Inspire Me: You have 5 remaining out of 8  
Highlight: You have 3 remaining out of 3

Badge	Level	Total	Next Level
Partner	Level 0	Total: 12	Next Level: 20
Game Changer	Level 1	Total: 37	Next Level: 50
Study	Level 1	Total: 26	Next Level: 40

Step 3) Add to your YIM Bank Account

This part of the game is a bit like playing a slot machine... kind of fun.

Every time you share something or comment on another players' card, it is like pulling a slot machine lever... you have a random chance to win a few YIM.

So if you run out of YIM, start commenting and soon you will win more.

Watch the notes on the right side of the screen for the details.

# Game Changer: Start Here

## Play Life Method Playbook

### 5) 4 types of game elements and 3 other items

The Teal Bar on the game card is how you find your way to each of the game card elements.

Power Ups Game Actions Big Wins Bonus Play Partner Recent Badges

	<p>A <b>POWER UP</b> is a learning activity or exercise where you read something or listen to an audio and then share your insights.</p>
	<p>A <b>GAME ACTION</b> is when you do something in the world and <b>SHARE</b> about what happened.</p> <p>In most games this involves engaging with another person in some way. This also includes creativity, exploration and experimentation. Then you <b>SHARE</b> about the experience of play.</p>
	<p>A <b>BIG WIN</b> is when you get a desired result in the world by taking action.</p> <p>In most games happens when you a positive result or experience while engaging with another person.</p>
	<p><b>BONUS PLAY:</b></p> <p>You win <b>BONUS PLAY</b> items on your game card on a random basis.</p> <p>They give you the opportunity to do an extra activity for bonus points.</p> <p>When you win one, you must click the “commit” button or it will disappear from your game card in 24 hours; so look out for them as you play.</p>
	<p><b>PARTNER Points:</b></p> <p>In the game there are several ways that you can share about CoachVille with people in your life: via email and Facebook.</p> <p>When they click on your link or join CV you earn points in the game!</p>
	<p><b>RECENT</b></p> <p>This shows the 10 most recent things that you shared</p>
	<p><b>BADGES</b></p> <p>This page shows your current status in earning game badges</p>

# Game Changer: Start Here

## Play Life Method Playbook

### 6) Facebook Power Amplify and Partner Points



Under the share box you will see the “Facebook “Login” button or “Share On Facebook” button. Copy what you shared and paste it into the FB share box.

#### 4 “Really Good Things” will happen when you do!

- 1) When you share on Facebook you earn +1 Bonus point in your total score.
- 2) You have a random chance for a Score Multiplier – Very Fun.
- 3) You spread the word about your Coaching Pursuit and our Coaching Movement
- 4) When your FB friends click on the post they will learn about CV, the Micro-Course and you will earn valuable “Partner Points”. ALL GOOD.

**This is what it looks like when you earn Partner Points!**

Date	Event	Points
03/03/2017	Allen Barlo signed up	5
03/03/2017	Your Facebook post was clicked	1
03/03/2017	Your invitation link was clicked	1
03/03/2017	Your Facebook post was clicked	1
03/03/2017	Paula Johnstone signed up	5

**1) Click on your Partner Button**

**2) It will display the names of your friends who become CoachVille members!**

[Here is the separate playbook for the Facebook Amplify feature!](#)

# Game Changer: Start Here

## Play Life Method Playbook

### 7) Badges & Levels

Badges represent different areas of activity within the game.

Every element in the game has a badge associated with it.

As you play you earn points toward the badges. It's a fun way to track where you are putting your attention. And you get a fun message when you earn the next level for a badge. ;-)

### Basic Coaching-Game 1

The screenshot shows a user profile for Dave Buck, MCC, Level 7. The profile includes a photo, a level indicator (7), and a list of activities: Total Points: 2357, Basic Coaching Super Powers, 2017-06-14, Start Date: 2017-05-24, End Date: 2017-06-14. A blue link "Explain This" is at the bottom. To the right, a navigation bar contains "Power Ups", "Game Actions", "Recent", "Badges", and "Add Elements". Below this, a "Resources" section lists "You Inspire Me: You have 5 remaining out of 8" and "Highlight: You have 1 remaining out of 3". Three badge cards are shown: "Partner" (Level 0, Total: 12, Next Level: 20), "Game Changer" (Level 1, Total: 37, Next Level: 50), and "Study" (Level 1, Total: 26, Next Level: 40). Three pink arrows point to the "Badges" tab, the "Game Changer" badge, and the "Level 7" indicator.

1) Click on Badges

2) This is a badge & status

3) This is your current level

As you play the games within the CoachVille community and school all of your points are accumulated. As you earn points you move up in levels of "esteem" within the CoachVille Membership. It's all about tracking and rewarding active engagement and participation.

### 8) Highlights



**Highlight:** When you share something in the game you have the option to make it a Highlight Reel item by clicking on the Highlight Icon.

When you do this, what you shared will appear on the big CoachVille highlight board where it can be seen by all CV members.

When you make a highlight, you have the opportunity to win bonus points in the game or a score multiplier.

# Game Changer: Start Here

## Play Life Method Playbook

real coaching. pure fun.

# CoachVille™

EVERYONE PLAYS BETTER WITH A GREAT COACH

Click on the Highlights Icon

Home Register Programs Calendar Groups Games Badges Member Search Profile Leader Boards Highlights

**Highlights** ► **Big Insights. Big Results.**  
From all CoachVille Games

Edit Header

**CLASS 4 QUESTION:** : Here is my understanding of coaching mistake "reactive" and how i can avoid emotional entanglements with my players...



**Brendalyn King** 2017-06-27 01:36am

Being complete is the access to freedom. As coaches, we must examine our emotional insecurities, ones that will tangle up with our players' should they mention something remotely triggering. Doing the inner work required to coach is necessary to avoid letting your desire to help proceed your ability to be whole.

Your share appears on the BIG highlight Board that all CV Members can see.

## 9) Upload pictures



Upload

**Upload:** When you see this icon you can upload a picture to enhance what you have shared.

## 10) 10 Big Reasons to Rock The Game Card Lifestyle

- 1) You are insanely busy.** When you give of your time – time that you don't even have - to contribute to your community, you are a hero. Your community needs heroes. It is as simple and powerful as that.
- 2) Sharing consistently activates a part of your brain** that accelerates learning from successes so you get better results much faster. You also avoid repeating mistakes; which is a good thing.
- 3) Sharing about your experiences in writing** reveals powerful insights that would otherwise remain hidden. In other words, **you CREATE and LEARN while you are writing.** For example if you are facing a challenge and you type into your game card: "The perfection of this situation is..." FLASH! Insight.
- 4) Learning from others** – by reading their game cards - accelerates your path to mastery because you amplify your own learning experiences.
- 5) Sharing your insights** in a way that contributes value to others in the community boosts your experience of your own value; receiving external feedback from others creates a **MEGA boost of belonging and self-worth** (something we ALL need a lot more of!)
- 6) KNOWING that you are part of a learning community** – rather than operating in isolation- boosts your overall feeling of goodwill. Feeling goodwill keeps you operating in the BIG part of your brain

# Game Changer: Start Here

## Play Life Method Playbook

where you are creative, while feeling alone keeps you in the smaller/ animal part of your brain where you are reactive. “Isolation is the dream killer” – Barbara Sher

**7) Your Game Card is a place to go to remember** what you have accomplished in the recent past. This is a significant self-worth boost; When your self-worth is high you take more positive risks which leads to faster learning and better results.

**8) Accelerate your bounce back time!** Having a place to go to be reminded of your own objectives and see a written recap of what you have learned and accomplished recently helps you bounce back from disappointment and course-correct very quickly as well. This minimizes or eliminates time lost due to feeling lost or down about what you are doing; which over time greatly accelerates your path to success.

**9) Clear your mind for creativity!** Sharing in writing about your game activities at some point every day has the tremendous effect of clearing your mind. This then releases bandwidth being used to “remember” to be used for creativity. AWESOME! It frees up your mind to start the new day with a new game.

**10) Long term awesomeness!** You can come back and review these game cards at any time in the future when you need a boost and to see how far you have traveled on the path to mastery.