

# How to Use Facebook Boost

## CoachVille Game Platform



### ***FACEBOOK BOOST!***

**Together We Can Make a Better World**

When you use the Facebook BOOST feature on the CV game system a bunch of good things happen!

### **Why use Facebook Boost**

- 1) When you share on Facebook you earn +1 Bonus point in your total score.
- 2) You have a random chance for a 2X or 3X Score Multiplier on the item you are playing. Very Fun.
- 3) You spread the word about your coaching pursuit to your friends.
- 4) You help us spread the word about CoachVille and the Coaching Movement. Your insightful experiences and successes are by far our greatest marketing resource! AND the people who like you on Facebook are folks we would love to explore our purpose and programs.
- 5) When your FB friends click on the post they will learn about CV and you will earn valuable “Partner Points”. ALL GOOD.
- 6) If one of your FB friends joins CoachVille you will earn even more Partner Points AND create a positive ripple effect out into the world!

### **How to use Facebook Boost**

The main action in the CoachVille Game is sharing about what you are learning and what you are doing in your real life! Whenever you share something, you have the opportunity to “transfer” what you are sharing onto your Facebook feed using a special button in the game platform.

Sharing on Facebook is great for many reasons... especially when you share a big insight or personal breakthrough OR a BIG WIN with someone you coached or engaged with as part of the program.

# How to Use Facebook Boost CoachVille Game Platform

When you transfer your share onto FB it creates a link to the CoachVille website. And it includes your member code in the link so that it can track your Partner Points in the game.

This is what it looks like on the Gamecard...

Power Ups			Game Actions	Big Wins	Bonus Play	Partner	Recent	Badges	Add Elements	Become User
Date	Event	Points								
03/03/2017	Allen Barlo signed up	5								
03/03/2017	Your Facebook post was clicked	1								
03/03/2017	Your invitation link was clicked	1								
03/03/2017	Your Facebook post was clicked	1								
03/03/2017	Paula Johnstone signed up	5								

Exciting right!

OK. Here is how to use Facebook Boost.

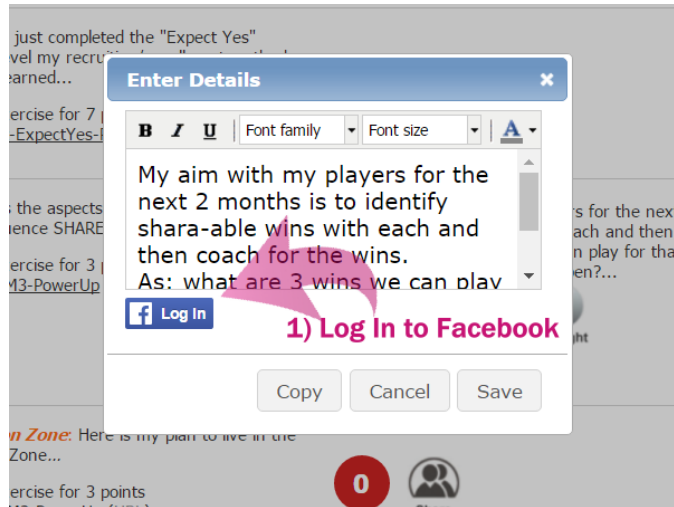
Step 1: You share on your game card.

# How to Use Facebook Boost CoachVille Game Platform

## Step 2: Log in to Facebook

The system should detect if you are logged in to Facebook on your computer or not.

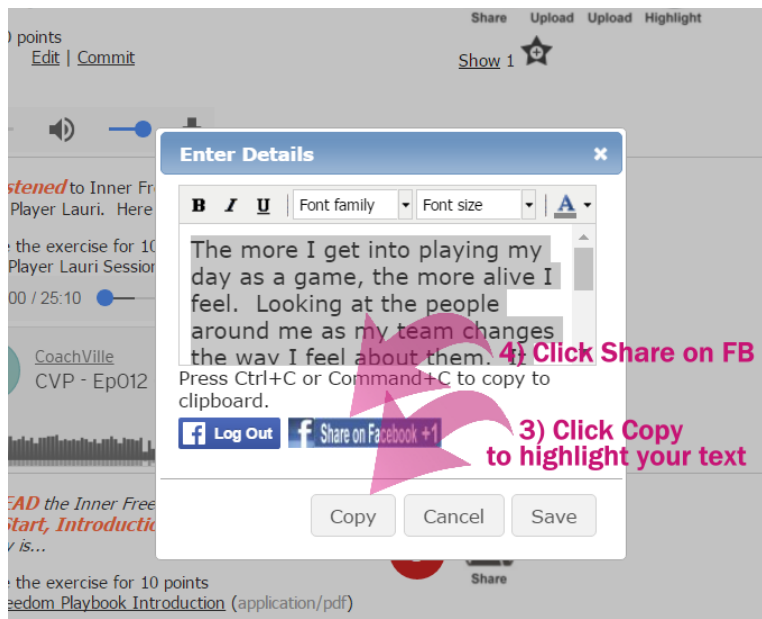
But either way you can Log In by clicking the Log In button and entering your Facebook email and password.



Step3A: Click the copy button to copy the text that you typed in;

Step 3B: Then click Ctrl+C (PC) or Command+C (Mac)

Step 4: Click the Share on Facebook +1 button



# How to Use Facebook Boost CoachVille Game Platform

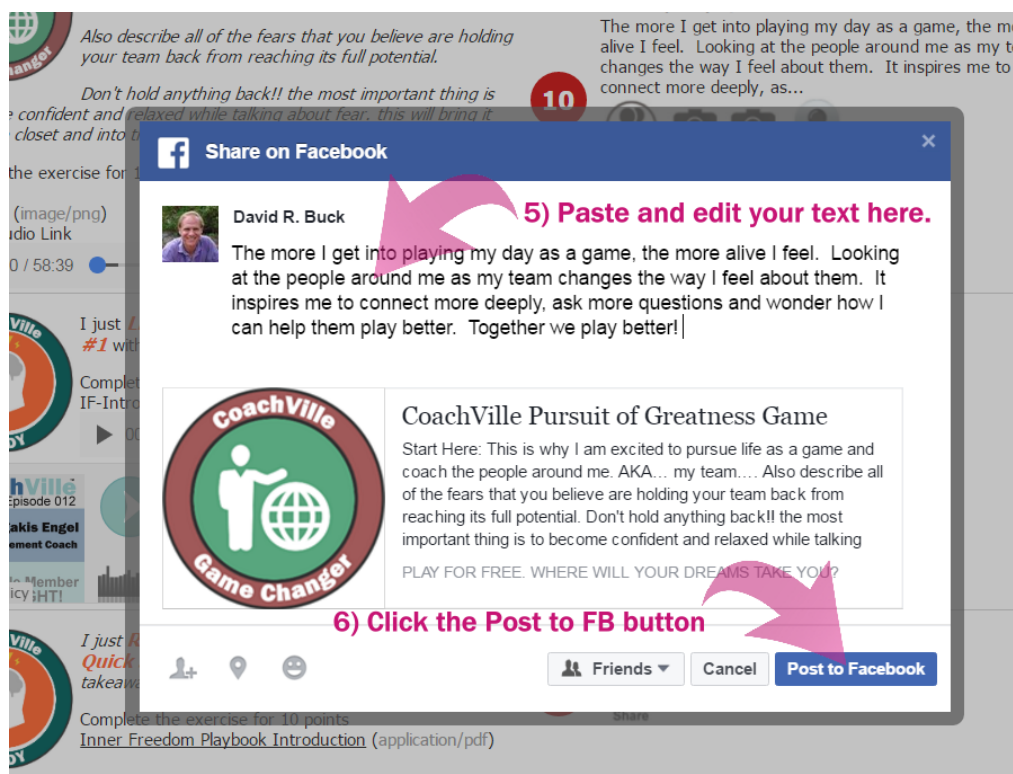
A Facebook Post window will pop up

## Step 5: Create your FB Post

You will see the CV Badge, the text from the game item you are sharing about and an invitation to learn about the CV Program you are playing.

Above that will be the box where you paste the text from what you shared on the Gamecard.

If you want to you can edit this text.



## Step 6: Click the Post to Facebook Button

The post will then appear on your Facebook feed where your friends can see it.

1. If any of your FB friends click on your post, you will earn Partner Points.
2. You will see the FB click on your Partner Tab.

## How to Use Facebook Boost CoachVille Game Platform

3. If any of your FB friends become CV Members you will earn even more points.
4. You will see the registration on your Partner Tab.

### **WE APPRECIATE YOU!**

We really do appreciate you for spreading the word about our shared purpose that everyone has a great coach!

AND that anyone with the desire to become a great coach can find the resources, community and training that they desire here at CoachVille.

**Together we play better!**