

## TEAM Mission 3: Play Together (Game Action)

### THRIVE! As a Professional Coach Playbook



**“Together We Play Better” - Coach Dave**

#### Quick Summary:

A powerful team mate relationship will include lots of check-ins and staying connected. It is similar to ALL IN coaching. Make your presence felt in the lives of your team mates.

Be “The Voice of the Game” for your team mates. Use your intuition. Share what you are seeing. Keep them in “spirit of play mode” vs. “Worker mindset”. What is the game asking of them? Ask them.

### 1) Be a TEAM




Many times the only reason your team mate gets to the field and plays is because they told YOU that they were going to do it and they knew you were going to call to check in. That is OK. That is why we have team mates. AND many times you will be the one that gets your team mate to the game on time.

You are the “voice of the game” for them. Call them to play. Challenge them to see what is happening in the game and rise up to meet the challenge. Ask curious questions. Be bold and provocative.

Be the champion of their Super Powers. Be the one to call out the “Play Safe” team when it tries to block your team mate from getting to the field on time!

#### The **GAME ACTION** for this Playsheet

We don’t expect or want you to share about every interaction with your team mates on the game card. The **GAME ACTION** for this playsheet is when you connect with a team mate in a way that makes a difference that you can share about. Or share the highlight from several interactions.

	<p><b>Click through to your game card.</b> Look for the <b>Game Action</b> section (Find the Blue Button with the Star Reacher!)</p> <p>Find the <b>TEAM</b> badge. <b>You will see the game card description...</b></p> <div data-bbox="440 1482 634 1671"></div> <p><b>TEAM:</b> I just made a difference with my team mate. Here is what happened...</p> <div data-bbox="1214 1591 1268 1650"></div> <p>Click on the SHARE button in the right column. A text entry window called “Enter Details” will appear.</p> <p>Finish this statement on your game card by sharing a few thoughts; then click the <b>SAVE</b> button.</p>
---	--